

2015

Pushing the envelope: A program for illustrating research productivity and impact narratives

Robert J. Engeszer

Washington University School of Medicine in St. Louis

Cathy C. Sarli

Washington University School of Medicine in St. Louis

Amy M. Suiter

Washington University School of Medicine in St. Louis

Follow this and additional works at: http://digitalcommons.wustl.edu/becker_pubs

Recommended Citation

Engeszer, Robert J.; Sarli, Cathy C.; and Suiter, Amy M., "Pushing the envelope: A program for illustrating research productivity and impact narratives." 2015 Medical Library Association Annual Meeting and Exhibition, Austin, TX. 2015. Paper 55.
http://digitalcommons.wustl.edu/becker_pubs/55

This Presentation Paper is brought to you for free and open access by the Becker Medical Library at Digital Commons@Becker. It has been accepted for inclusion in Becker Library Publications and Presentations by an authorized administrator of Digital Commons@Becker. For more information, please contact engeszer@wustl.edu.

Pushing the Envelope: A Program for Illustrating Research Productivity and Impact Narratives

Cathy C. Sarli, MLS, AHIP

Amy M. Suiter, MS, MLS

Robert J. Engeszer, MLS, AHIP

Bernard Becker Medical Library

Washington University in St. Louis School of Medicine

St. Louis, Missouri

2015 Medical Library Association Annual Meeting and Exhibition, Austin, TX


Background

- Competition for funding
- Performance measurement
- Communicating value to stakeholders: *"Tell a Story"*



Campus Needs

- **Investigators**
 - grant applications and renewals
 - promotion and tenure
- **Research departments/Groups**
 - productivity and performance
- **University Administration**
 - ROI
 - strategic planning
 - benchmarking




A Role for the Library?

- Many resources at our disposal
- Formalize existing “unofficial” service model (since 2007)

Issues

- Scalability
- Staffing
- Standardization



Publishing and Evaluation Support Program

- New FTE librarian hired Fall 2013
- Key resources
- First steps: standardization of reports
- Soft launch Spring 2014



Scopus

Google
scholar

Wordle™

tableau
SOFTWARE

Altmetric



Essential Science Indicators™

WEB OF SCIENCE™

The Investigator "Dashboard"

Publication Analysis Report

Investigator 123

Summary Report

Date(s) of Search	9/10/2014	Career h index	68
Data Source	Elsevier Scopus	Career m value	2.34

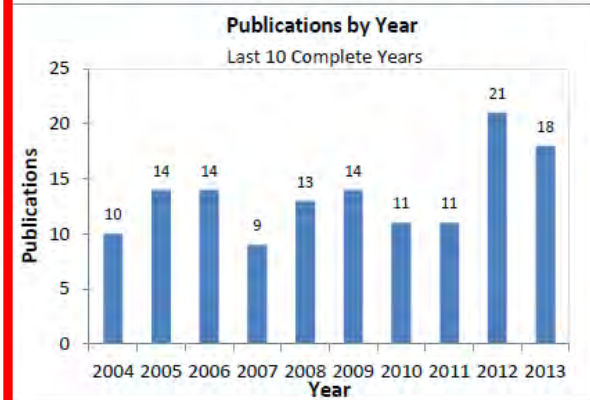
Year of first publication	1985
Number of career publications	241
Number of career citations	14,551
Number of documents citing career publications	6,206



Top Five Coauthors 2004 - date	Top Five Journals 2004 - date
ABC	<i>Infection and Immunity</i>
DEF	<i>PNAS</i>
GHI	<i>Journal of Bacteriology</i>
JKL	<i>Molecular Microbiology</i>
MNO	<i>Nature Reviews Microbiology</i>

Document Types of Publications 2004 - Date	
Article	109
Review	15
Note	4
Editorial	3
Erratum	2
Short Survey	2
Letter	1

Number of publications 2004 - date	136
Number of citations to publications from 2004 to date	4,761
Number of documents citing publications from 2004 to date	2,466



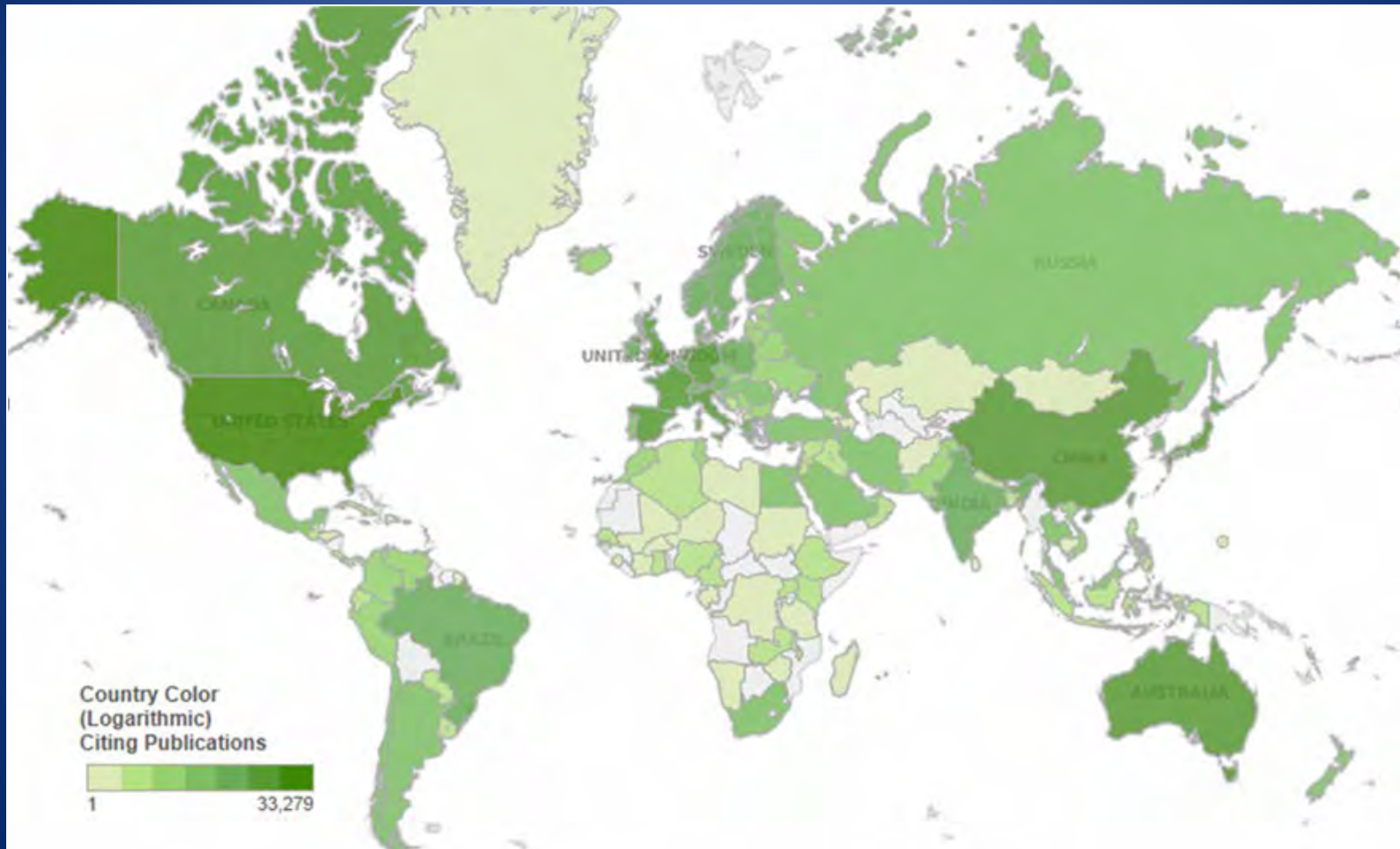
Pictures Tell a Story

Investigator Report - Journal Title Frequency



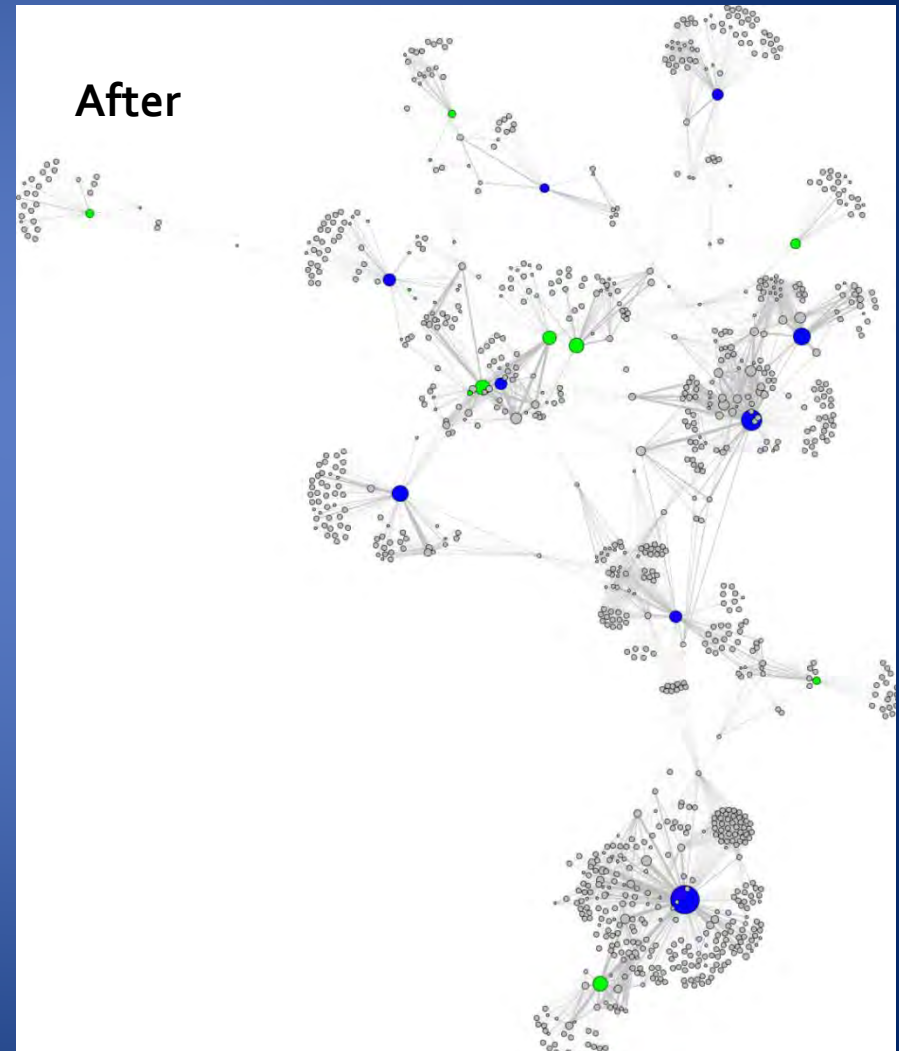
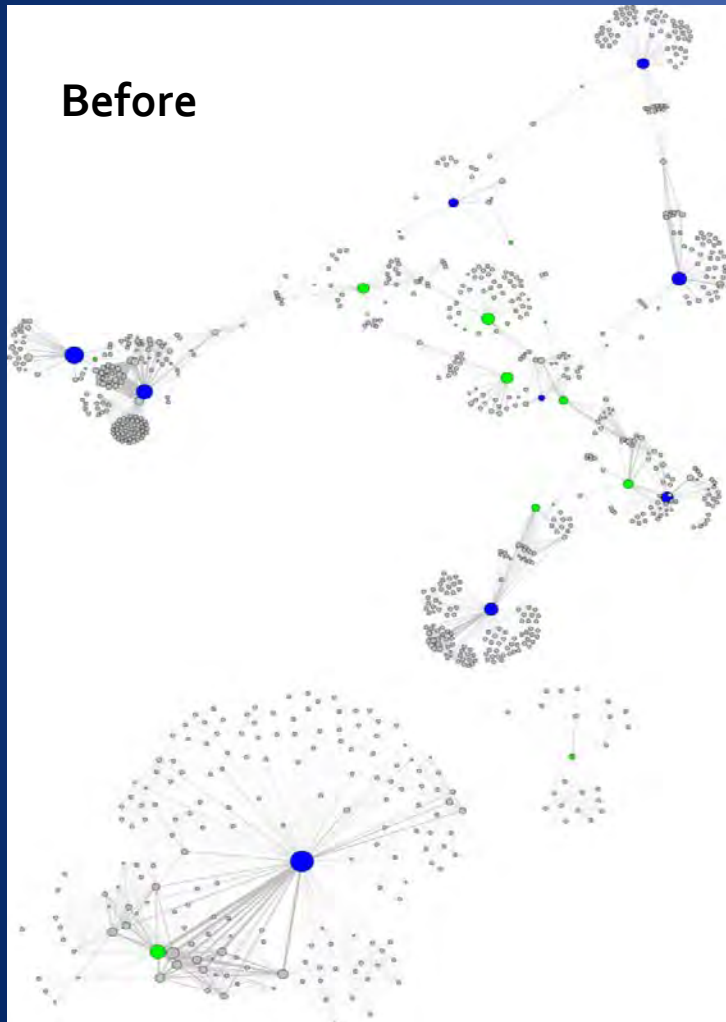
Research Group Example

Research Group Report – Distribution of Citations



Research Group Example

Co-author network analysis



Administration Example

Departmental Comparison Report

Publication Analysis Report

Departmental Comparison Summary

Years Covered	2004 - date (9/2014)
Data Source	Elsevier <i>Scopus</i>
Date(s) of Search	9/08/2014 - 9/19/2014

Department	A	B	C	D	E	F
Number of Investigators	21	18	22	13	27	14
Total Publications 2004 - date Before deduplicating for collaboration within department (co-authorship)	480	434	564	446	1139	597
Unique Publications 2004 - date After deduplicating for collaboration within department (co-authorship)	472	424	539	442	883	565
Citations to Publications from 2004 - date	15,720	12,667	15,730	15,486	37,991	17,194
Number of Documents citing publications from 2004 - date	11,723	8,977	11,853	11,041	29,739	10,272

Results

- Reports range from one investigator to large research groups (largest group ~ 1,500).
- A graphic is usually included with reports (SNA, Choropleth, or table/chart).
- Reports are for specific purposes such as grant reporting or benchmarking.
- Nothing is standard—each report is customized per request.

*This is SO HELPFUL!
Thank you so much.
Especially for the
suggested way to tell
the story. I would never
have thought of all of
that depth in the
description.*

*Very cool,
and
VERY helpful!*

I think this report has excellent information which can help us to track our accomplishments longitudinally over time, and vertically against other departments and institutions.

Just wanted to tell you we got the award for the grant. I wanted to personally thank you as you were instrumental to this award. I look forward to working with you more in the future.

Challenges

- Keeping current with new trends:
 - evaluation methods
 - bibliometric-based analyses
 - visualization approaches
- Learning new software applications
- Developing standard procedures
- Managing time and expectations

Retrospective: One Year Later

- The demand was there
- The pieces were in place
- Association with existing program (Publishing Support) helpful
- Word of mouth is very effective



Thank You

Cathy C. Sarli
sarlic@wustl.edu

Amy M. Suiter
suitera@wustl.edu

Robert J. Engeszer
engeszer@wustl.edu

BERNARD BECKER
MEDICAL LIBRARY