

Washington University School of Medicine

Digital Commons@Becker

Posters

2003: Drinking and the High School Student

2003

Fieldwork material translation for a multiple-language genetic epidemiology study

Vy-Thao Nguyen

Krista L. Russell

Ashley H. Haden

Rumi Kato Price

Follow this and additional works at: <https://digitalcommons.wustl.edu/guzeposter2003>



Part of the [Medicine and Health Sciences Commons](#)

Recommended Citation

Nguyen, Vy-Thao; Russell, Krista L.; Haden, Ashley H.; and Price, Rumi Kato, "Fieldwork material translation for a multiple-language genetic epidemiology study" (2003). *Posters*. Paper 14 Samuel B. Guze Symposium on Alcoholism.

<https://digitalcommons.wustl.edu/guzeposter2003/14>

This Poster is brought to you for free and open access by the 2003: Drinking and the High School Student at Digital Commons@Becker. It has been accepted for inclusion in Posters by an authorized administrator of Digital Commons@Becker. For more information, please contact vanam@wustl.edu.



MARC Pilot: Fieldwork Material Translation for A Multiple-Language Genetic Epidemiology Study.*

Vy-Thao Nguyen, AA

Krista L. Russell, BA

Ashley H. Haden, BA

Rumi Kato Price, Ph. D., M.P.E.

* This study is supported by the Missouri Alcoholism Research Center (MARC) as a Pilot Study for a larger research grant, and jointly funded by the National Institute on Mental Health (NIMH), and the National Institute on Drug Abuse (NIDA).

ABSTRACT

This poster documents the translation process from an English interview questionnaire and related study materials to Vietnamese and Japanese versions of the interview questionnaire and related study materials.

It will present:

- 1) Background information on substance use patterns and acculturation of the two Asian populations (Japanese and Vietnamese).**
- 2) Descriptive information on the study population and language distribution.**
- 3) Difference of the translation process used between Japanese and Vietnamese versions, of all the study materials.**
- 4) Examples of non-semantic translation from English to Vietnamese.**

INTRODUCTION

Specifically, this pilot study is examining:

- **Alcohol, drug, and tobacco use**
 - **Childhood and adult mental health factors**
 - **The interaction of cultural and genetic factors**
- ✓ To accomplish this, this study focuses on two candidate metabolic candidate genes, aldehyde dehydrogenase B Class 2 (ALDH2) and cytochrome P450 2A6 (CYP2A6), which have been found to be protective against alcoholism and regular cigarette smoking uniquely among subgroups of Asian populations.
- ✓ This study will focus specifically on the Vietnamese and Japanese populations.

DISCUSSION

Throughout the translation process, considerations were made about:

- Language familiarity of the “experts” (who have sufficient expertise for scientific protocol development).
- Language distribution of the two Asian subgroups in the study population.
- Acculturation levels of respective sub-populations.
- Purposes of specific materials.

Table 1. Substance Use Comparisons Among Five AAPI Subgroups in the United States.¹

<i>Substance Use:</i>	White N=34,489	Japanese N = 314	Filipino N = 185	Chinese N = 230	Korean N = 123	Vietnamese N = 89
% Drinking past year	46.9	37.5	31.5	19.5*	28.9*	18.1*
% Alcohol Dep. (DSM-IV)	14.2	12.8	10.1	4.5*	9.7	3.4*
% Past year smoking	30.0	26.4	15.8*	8.8*	33.5	11.5*
% Past year illicit drug use	5.3	4.2	2.5	2.3	2.3	0.0#
% Sedative use, 12+ times	2.4	3.0	1.5	0.6*	0.0#	0.8
% Stimulant use, 12+ times	4.5	5.1	2.5	3.0	0.0#	0.0#
% Marijuana use, 12+ times	14.6	12.8	8.5	2.3*	3.1*	0.0#
% Cocaine use, 12+ times	3.9	1.7	4.0	0.0#	0.0#	0.0#

Source: NLAES, 1992. Price et al, 2002. 1. Weighted to be generalizable to the U.S. Population according to the 1990 Census. Standard errors adjusted using SUDAAN. *, significantly lower than the Japanese; #, C.I. was not computed due to zero prevalence.

Table 2. Substance Use Comparisons Among Five AAPI Subgroups of Adolescents.¹

	White	Japanese	Filipino	Chinese	Korean	Vietnamese
Substance Use:	N=50,397	N=521	N=1,579	N=749	N=664	N=499
% Drank 2-3 times, ever	58.1	56.4	52.7	41.1*	48.0	35.8*
% Drank beer, wine, liquor past year	55.5	51.5	50.6	38.9*	44.4	36.5*
% Got drunk, past year	33.2	31.7	28.7	16.4*	21.0	20.5
% Smoked cigarettes past year	39.7	36.0	36.0	21.7*	31.6	23.4*
	White	Japanese	Filipino	Chinese	Korean	Vietnamese
Drug Use:	N=11,621	N=103	N=662	N=389	N=113	N=75
% Marijuana use, ever	25.9	31.6	28.6	19.3	11.1*	4.7*
% Cocaine use, ever	3.6	3.7	4.7	3.3	0.0#	0.0#
% Inhalant use, ever	6.8	6.4	3.6	6.1	5.5	2.1
% Other illicit drug use ever	9.4	12.0	6.4	7.6	2.6	2.2*

Source: Add Health-S, Price, et. al. 2002 (in press). 1. Weighted to be generalizable to the U.S. Population of adolescents in grade 7 through 12 in 1994-6. Standard errors adjusted using SUDAAN. * significantly lower than the Japanese.

Table 3. Acculturation Indicators Among the Five Largest AAPI Subgroups in the U.S.

	Japanese	Filipino	Chinese	Korean	Vietnamese
% Foreign born	32.4	64.4	69.3	72.7	79.9
% Foreign born migrated 1975 or later	20.0	42.7	50.8	56.3	76.9
Median age	36.3	31.1	32.1	29.1	25.2
Number in household	3.1	4.0	3.6	3.6	4.4
% High school graduate	89.9	84.2	77.2	89.1	68.5
% Speak native tongue at home	42.8	66.0	82.9	80.8	92.5
Per capita income	\$19,373	\$13,616	\$14,876	\$11,177	\$9,032

Source: We the Americans: Asians, 1993; Bureau of the Census.

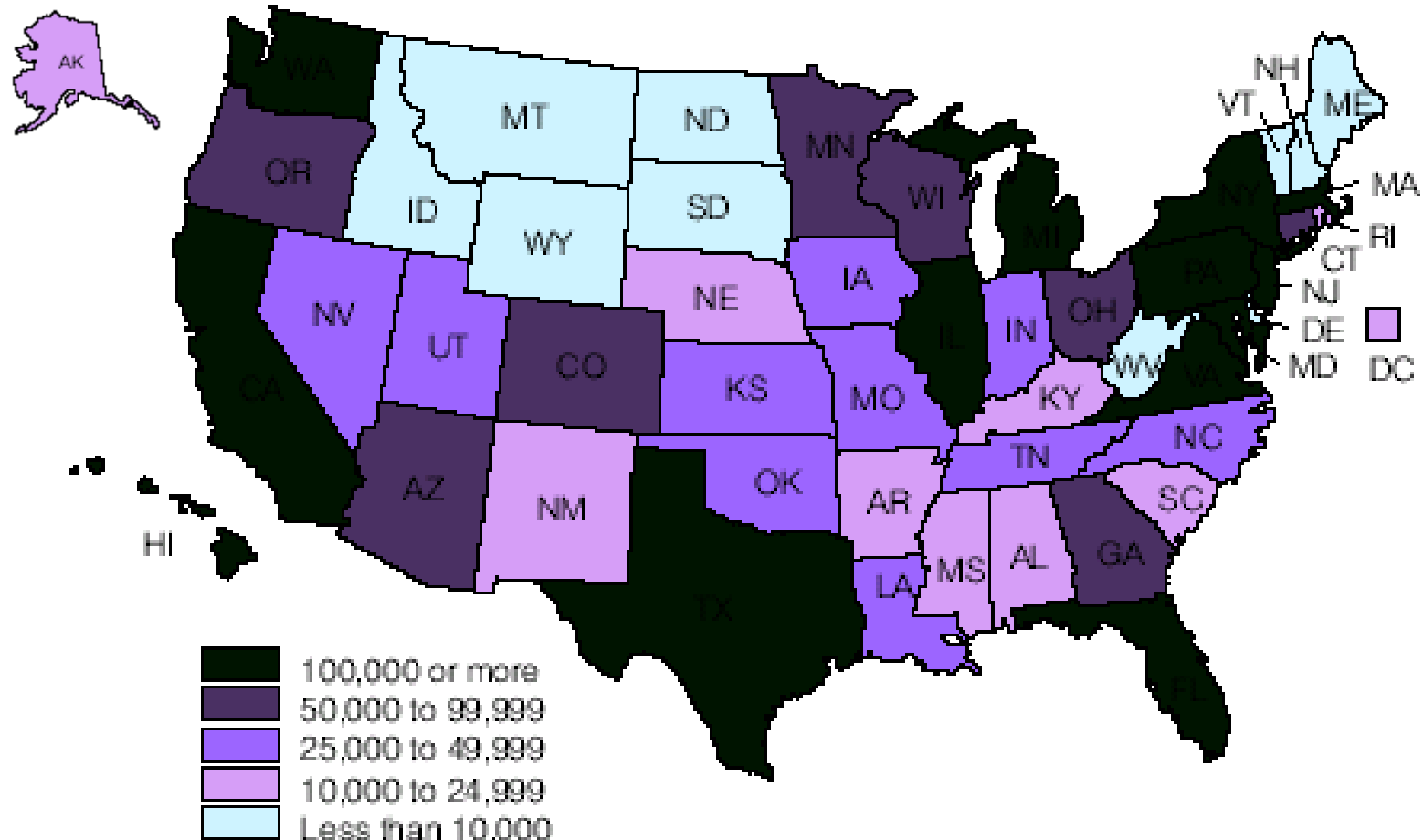
Table 4. Increased Risk for Drinking and Cigarette Smoking Among Mixed-Race Adolescent AAPI's.¹

Add Health-S95 (AAPI n = 4,012)

Racial identity:	Japanese	Filipino	Chinese	Korean	Vietnamese
Got drunk, past year (%)					
Unmixed Asian	24.5	24.3	9.7	17.1	12.9
Mixed Asian	39.2	40.6*	41.7*	33.7*	49.4*
Cigarette smoking, past year (%)					
Unmixed Asian	26.8	34.6	16.2	32.7	16.7
Mixed Asian	45.5*	39.8	42.3*	28.1	48.7*

Source: Price et al, 2002. 1. Mixed Asian are those who reported at least one more race. Weighted to be generalizable to the U.S. Population of adolescents in grade 7 through 12 in 1994-6. Standard errors adjusted using SUDAAN. *, significantly larger than unmixed Asians.

Figure 1. Asian Population in the United States



Source: We the Americans: Asians. Numbers in thousands.

Table 5. St. Louis County Asian Subgroup Population.

	Unmixed N	Mixed N	Mixed %	Total N
Japanese	1,354	625	31.6	1,979
Korean	2,637	451	19.6	3,088
Chinese	7,913	263	3.2	8,176
Vietnamese	4,876	369	7.0	5,245
Total	16,780	1,708	9.2	18,488

Source: Census 2000. A few individuals may be counted in Mixed Heritage groups of two or more ethnic groups.

Table 6. Prevalence of Language Spoken at Home Among Residents in St. Louis City and County.

	St. Louis County*		St. Louis City	
	Total Population	% Speak native tongue at home	Total Population	% Speak native tongue at home
White	780,830	91.0	152,666	91.5
Japanese	1,137	80.9	217	88.0
Filipino	2,276	53.1	454	72.2
Chinese	6,875	68.5	1,038	87.8
Korean	2,348	58.8	289	85.5
Vietnamese	1,557	68.8	3,319	65.8

Source: Census 2000. *Does not include St. Louis City.

Figure 2. Japanese Translation Process

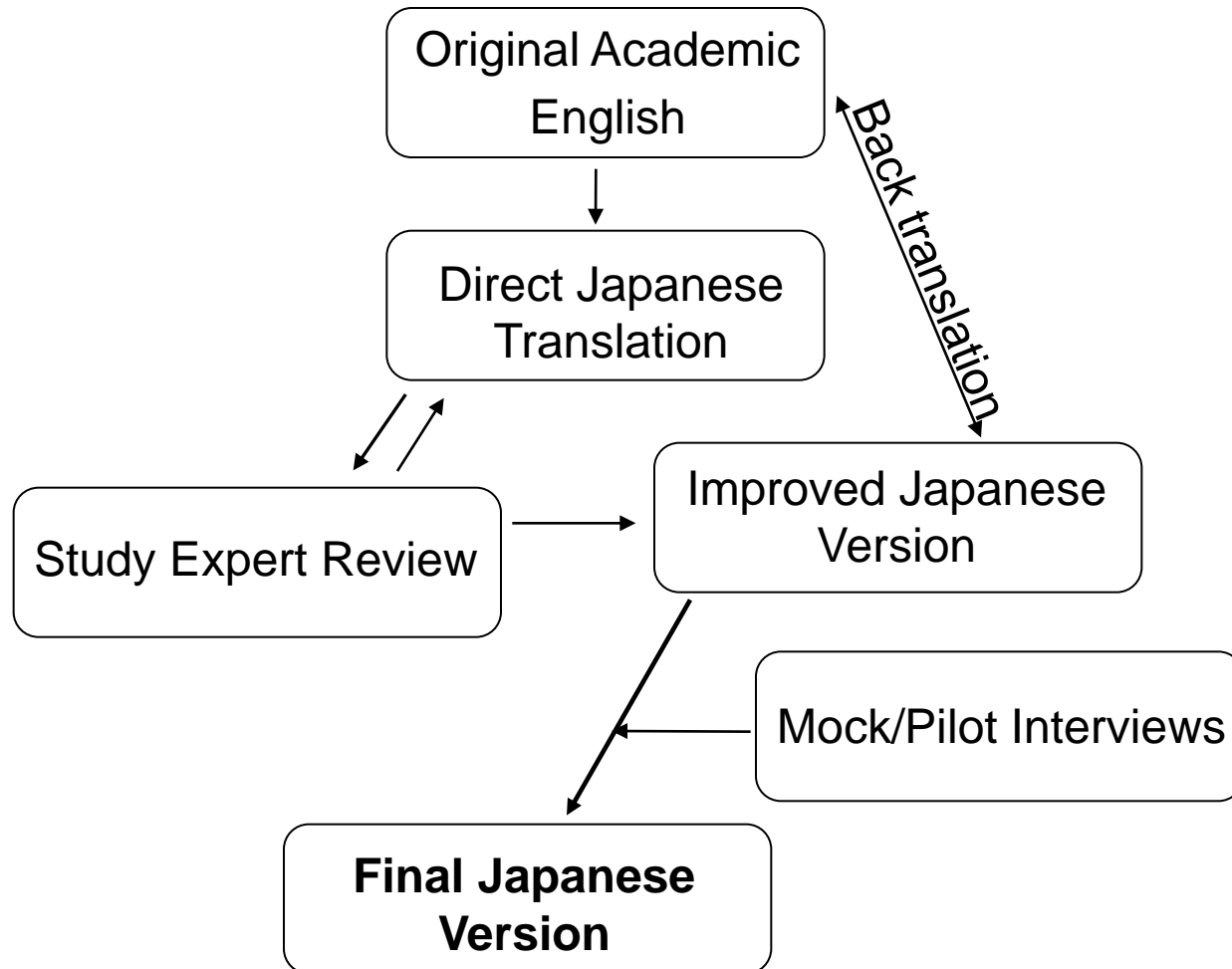
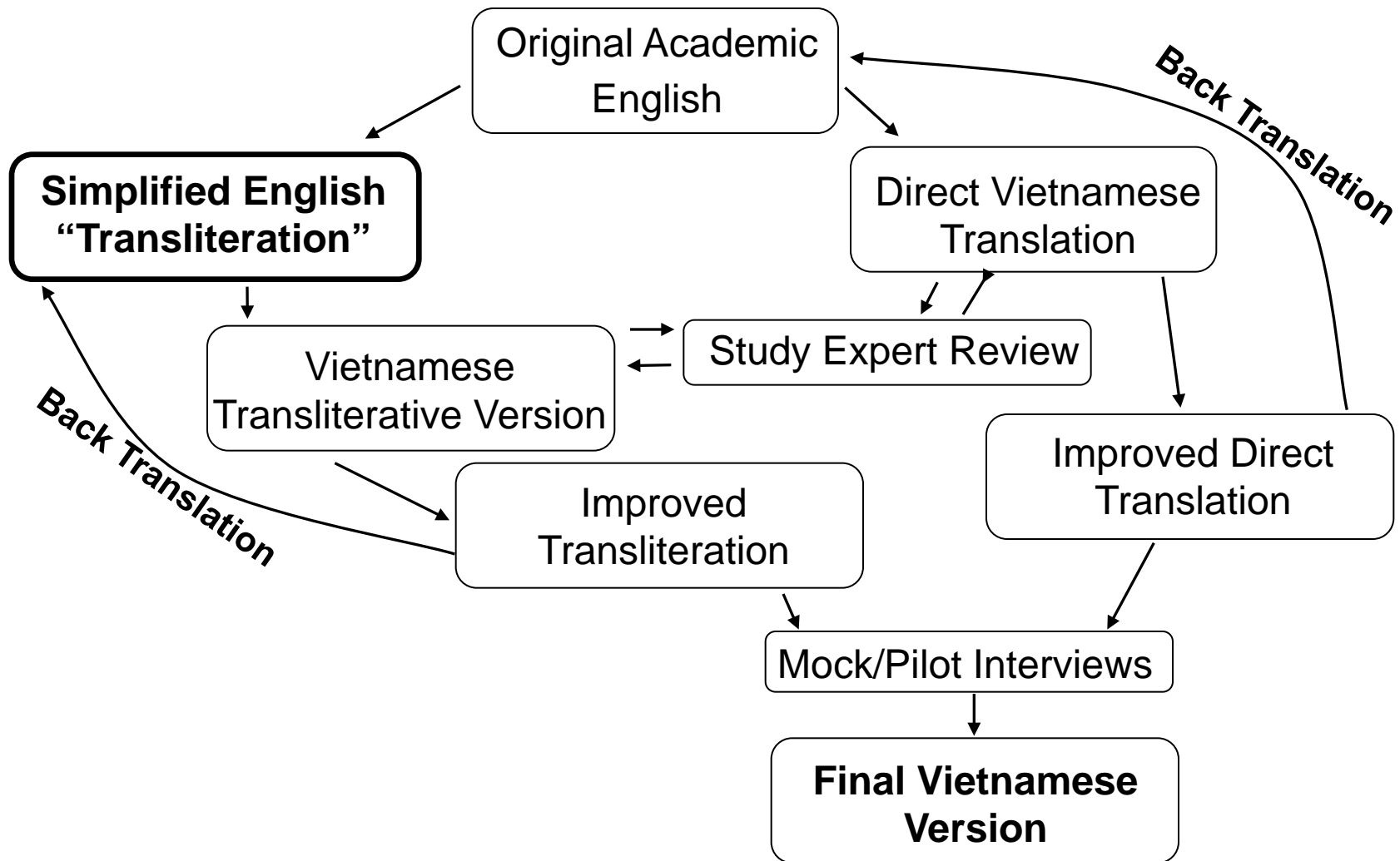


Figure 3. Vietnamese Translation Process



Example 1. Context Added to English

ORIGINAL ACADEMIC ENGLISH

Swab the inside of your cheeks with a special brush to get a small amount of your tissue.

DIGEST ENGLISH

Use a small brush to brush inside your cheeks to get a small amount of your tissue [small particles produced by your body].

TRANSLATED VIETNAMESE

Dùng bản chải nhôu chải bên trong máu ñeả lááy moät ít **moã** [nhöông phaàn töû ráát nhôu do cô quan con ngöôøi taïo ra] cuûa quyù vò.

Example 2. Two-Step Translation

ORIGINAL ENGLISH

Disclosure will be necessary, however, upon request of DHHS, the National Institute of Alcoholism and Alcohol Abuse (NIAAA), or the University Human Studies Committee, for audit or program evaluation purposes.

ENGLISH MADE MORE CONSISTENT WITH VIETNAMESE SENTENCE STRUCTURE

However, information may be disclosed if DHHS, the National Institute of Alcoholism and Alcohol Abuse (NIAAA), or the University Human Studies Committee need to evaluate or audit the study.

TRANSLATED VIETNAMESE

Tuy nhiên, tin tức cũng có thể lộ ra nếu Cơ Quan Sức Khỏe và Phục Vụ Con Người, Viện Học Quốc Gia về Nghiên Cứu và Lạm Dụng Rượu, hoặc Ủy Ban Nghiên Cứu Con Người của Trường Đại Học cần điều tra hoặc cần kiểm tra so sánh việc nghiên cứu.