

Washington University School of Medicine

Digital Commons@Becker

Open Access Publications

2018

Study protocol for the Anesthesiology Control Tower—Feedback Alerts to Supplement Treatments (ACTFAST-3) trial: A pilot randomized controlled trial in intraoperative telemedicine [version 1; referees: 2 approved]

Stephen Gregory

Washington University School of Medicine in St. Louis

Teresa M. Murray-Torres

Washington University School of Medicine in St. Louis

Bradley A. Fritz

Washington University School of Medicine in St. Louis

Arbi Ben Abdallah

Washington University School of Medicine in St. Louis

Daniel L. Helsten

Washington University School of Medicine in St. Louis

Follow this and additional works at: https://digitalcommons.wustl.edu/open_access_pubs

See next page for additional authors

Please let us know how this document benefits you.

Recommended Citation

Gregory, Stephen; Murray-Torres, Teresa M.; Fritz, Bradley A.; Ben Abdallah, Arbi; Helsten, Daniel L.; Wildes, Troy S.; Sharma, Anshuman; Avidan, Michael S.; and ACTFAST Study Group, "Study protocol for the Anesthesiology Control Tower—Feedback Alerts to Supplement Treatments (ACTFAST-3) trial: A pilot randomized controlled trial in intraoperative telemedicine [version 1; referees: 2 approved]." *F1000Research*. 7, 623. (2018).
https://digitalcommons.wustl.edu/open_access_pubs/6962

This Open Access Publication is brought to you for free and open access by Digital Commons@Becker. It has been accepted for inclusion in Open Access Publications by an authorized administrator of Digital Commons@Becker. For more information, please contact vanam@wustl.edu.

Authors


Stephen Gregory, Teresa M. Murray-Torres, Bradley A. Fritz, Arbi Ben Abdallah, Daniel L. Helsten, Troy S. Wildes, Anshuman Sharma, Michael S. Avidan, and ACTFAST Study Group



Check for updates

STUDY PROTOCOL

Study protocol for the Anesthesiology Control Tower—Feedback Alerts to Supplement Treatments (ACTFAST-3) trial: a pilot randomized controlled trial in intraoperative telemedicine [version 1; referees: 2 approved]

Stephen Gregory^{1*}, Teresa M. Murray-Torres ^{1*}, Bradley A. Fritz¹,
Arbi Ben Abdallah¹, Daniel L. Helsten¹, Troy S. Wildes¹, Anshuman Sharma¹,
Michael S. Avidan¹, ACTFAST Study Group

¹Department of Anesthesiology, Washington University School of Medicine, St. Louis, Missouri, 63110, USA

* Equal contributors

v1 First published: 22 May 2018, 7:623 (doi: [10.12688/f1000research.14897.1](https://doi.org/10.12688/f1000research.14897.1))
Latest published: 22 May 2018, 7:623 (doi: [10.12688/f1000research.14897.1](https://doi.org/10.12688/f1000research.14897.1))

Abstract

Background: Each year, over 300 million people undergo surgical procedures worldwide. Despite efforts to improve outcomes, postoperative morbidity and mortality are common. Many patients experience complications as a result of either medical error or failure to adhere to established clinical practice guidelines. This protocol describes a clinical trial comparing a telemedicine-based decision support system, the Anesthesiology Control Tower (ACT), with enhanced standard intraoperative care.

Methods: This study is a pragmatic, comparative effectiveness trial that will randomize approximately 12,000 adult surgical patients on an operating room (OR) level to a control or to an intervention group. All OR clinicians will have access to decision support software within the OR as a part of enhanced standard intraoperative care. The ACT will monitor patients in both groups and will provide additional support to the clinicians assigned to intervention ORs. Primary outcomes include blood glucose management and temperature management. Secondary outcomes will include surrogate, clinical, and economic outcomes, such as incidence of intraoperative hypotension, postoperative respiratory compromise, acute kidney injury, delirium, and volatile anesthetic utilization.





Ethics and dissemination: The ACTFAST-3 study has been approved by the Human Resource Protection Office (HRPO) at Washington University in St. Louis and is registered at clinicaltrials.gov (NCT02830126). Recruitment for this protocol began in April 2017 and will end in December 2018. Dissemination of the findings of this study will occur via presentations at academic conferences, journal publications, and educational materials.

Keywords

telemedicine, decision support, protocol, randomized controlled trial

Open Peer Review

Referee Status:  

Invited Referees		
	1	2
version 1 published 22 May 2018	 report	 report
1 Leif Saager  , University of Michigan, USA Michael Burns , University of Michigan, USA		
2 Morten H. Bestle  , University of Copenhagen, Denmark Christian Ari Dalby Sørensen , University of Copenhagen, Denmark		

Discuss this article

Comments (0)

Corresponding author: Michael S. Avidan (avidanm@wustl.edu)

Author roles: **Gregory S:** Conceptualization, Funding Acquisition, Investigation, Methodology, Writing – Original Draft Preparation, Writing – Review & Editing; **Murray-Torres TM:** Conceptualization, Funding Acquisition, Investigation, Methodology, Writing – Original Draft Preparation, Writing – Review & Editing; **Fritz BA:** Conceptualization, Methodology, Writing – Review & Editing; **Ben Abdallah A:** Conceptualization, Formal Analysis, Methodology, Writing – Review & Editing; **Helsten DL:** Conceptualization, Funding Acquisition, Investigation, Writing – Review & Editing; **Wildes TS:** Conceptualization, Funding Acquisition, Investigation, Methodology, Writing – Review & Editing; **Sharma A:** Conceptualization, Funding Acquisition, Methodology, Writing – Review & Editing; **Avidan MS:** Conceptualization, Funding Acquisition, Investigation, Methodology, Resources, Writing – Review & Editing;

Competing interests: No competing interests were disclosed.

How to cite this article: Gregory S, Murray-Torres TM, Fritz BA *et al.* **Study protocol for the Anesthesiology Control Tower—Feedback Alerts to Supplement Treatments (ACTFAST-3) trial: a pilot randomized controlled trial in intraoperative telemedicine [version 1; referees: 2 approved]** *F1000Research* 2018, 7:623 (doi: [10.12688/f1000research.14897.1](https://doi.org/10.12688/f1000research.14897.1))

Copyright: © 2018 Gregory S *et al.* This is an open access article distributed under the terms of the [Creative Commons Attribution Licence](#), which permits unrestricted use, distribution, and reproduction in any medium, provided the original work is properly cited. Data associated with the article are available under the terms of the [Creative Commons Zero "No rights reserved" data waiver](#) (CC0 1.0 Public domain dedication).

Grant information: The ACTFAST-3 project, including this protocol, has been funded by a grant from the Agency for Healthcare Research and Quality (R21 HS24581-01).

The funders had no role in study design, data collection and analysis, decision to publish, or preparation of the manuscript.

First published: 22 May 2018, 7:623 (doi: [10.12688/f1000research.14897.1](https://doi.org/10.12688/f1000research.14897.1))

Introduction

Each year, over 300 million surgical procedures are performed worldwide¹. Unfortunately, many patients will experience significant morbidity or mortality in the postoperative period². Research conducted at our institution and others has demonstrated an early postoperative mortality rate ranging from 1–5% and 90-day to 1-year mortality rates between 5–10%^{2–13}. Additionally, 10–40% of patients will experience some type of postoperative surgical complication, including surgical site infection, respiratory complications, myocardial infarction, stroke and acute kidney injury, resulting in a three- to seven-fold increase in postoperative mortality^{3,4,11,12}.

Despite the overall decline in surgical morbidity and mortality over time, the risk of perioperative adverse events remains substantial². Some of this risk may be a manifestation of either underlying patient pathology or the complexity of the surgical procedure itself^{9,12,14,15}. However, evidence also suggests that medical errors contribute considerably to negative patient outcomes^{16,17}. Although some errors may be considered active, such as the administration of an incorrect medication, the failure to follow established clinical practice guidelines and recommendations likely has a more significant overall detrimental effect on patient outcomes. Prior studies have documented that deviation from evidence-based standards of care is common, and that this deviation results in poorer patient outcomes^{18–22}.

Interventions to improve patient safety and outcomes remain a major focus in anesthesiology. The complexity of anesthetic practice can lead to frequent cognitive errors in the perioperative arena^{23,24}, suggesting that the development of a real-time, tailored feedback system to support intraoperative decision-making may be valuable. The development of automated feedback and alerting systems has been demonstrated to improve adherence to a number of treatment guidelines^{25–42}. However, the impact of decision support systems appears to decay over time^{43–46}, and improvements in process variables may not translate into improved patient outcomes⁴⁷.

In the intensive care unit (ICU), the use of remote monitoring to augment care, commonly referred to as “telemedicine,” decreases ICU mortality and the length of ICU stay, and improves adherence to clinical practice guidelines^{48–52}. While this type of clinical decision support has seen robust adoption in the critical care setting, its utilization in the intraoperative care of surgical patients is limited⁵⁰. In light of the benefits that have been demonstrated from using telemedicine in the ICU setting, we believe that the implementation of such a system in the operating room has the potential to elevate the general safety and quality of perioperative care.

We have designed a multifaceted approach for the development and institution of an Anesthesiology Control Tower (ACT) to provide real-time intraoperative telemedicine decision support. In the first component of our approach, we outlined a strategy of iterative usability testing and platform modification that allowed us to develop a high-fidelity, user-centered system⁵³. We intend to continue separate usability analyses over

the course of the pilot trial in order to evaluate the key usability elements of effectiveness, efficiency, and satisfaction⁵⁴ in a more real-world setting. Because the impact of a clinical intervention is dependent on the success of the process through which it is implemented⁵⁵, we will also evaluate implementation outcomes that are relevant to the use of the ACT in the perioperative setting^{56,57}. In the second component of our approach, we will employ large-scale data analytics, integrating perioperative information in order to create forecasting algorithms for negative patient trajectories⁵⁸. In the current manuscript, we describe the third element of our investigation: a pilot randomized controlled trial that aims to demonstrate the superiority of the ACT in improving adherence to best care practices when compared to enhanced usual care.

Methods and analysis

Overview of research design

The ACTFAST-3 study is a pragmatic comparative effectiveness trial that is taking place at an academic university-affiliated and adult tertiary care hospital in the United States that performs over 19,000 surgeries a year. We plan to enroll approximately 12,000 patients over the study period, with approximately 6,000 patients in the control arm and 6,000 patients in the intervention arm (Figure 1). Patients will be included with a waiver of informed consent, as approved by the Human Research Protection Office (protocol number 201603038), as the risk associated with the ACT has been deemed to be minimal. Randomization will occur at the level of individual operating rooms on a daily basis.

The ACT will monitor all patients in both the control and intervention operating rooms using information gathered from the electronic medical record (EMR) and from a customized version of a perioperative monitoring and alerting program called AlertWatch® (Ann Arbor, MI). AlertWatch is an FDA-cleared (K13040I) system that displays integrated patient information and alerts clinicians to physiologic derangements. It was recently demonstrated that use of the AlertWatch software was associated with improvements in several process measures, although this did not translate into an effect on clinical outcomes⁴⁷. For the purposes of our intervention, the commercially available AlertWatch platform was heavily modified through usability testing⁵³ to create a customized AlertWatch “Control Tower” mode that is only available within the ACT (Figure 2 and Figure 3). The standard platform will remain available to all OR clinicians during this study. The ACT will provide clinicians in the intervention ORs with real-time feedback based on the available electronic resources, including AlertWatch Control Tower. Anesthesia providers in rooms assigned to the control group will also be monitored but will not receive decision support. Notably, the standard medical staffing models for providing an anesthetic will not be affected with this intervention, as the ACT is designed to augment decision-making, rather than replace critical team members.

The primary outcome measures in the ACTFAST-3 pilot study are compliance with best care practices for intraoperative temperature management and intraoperative blood glucose

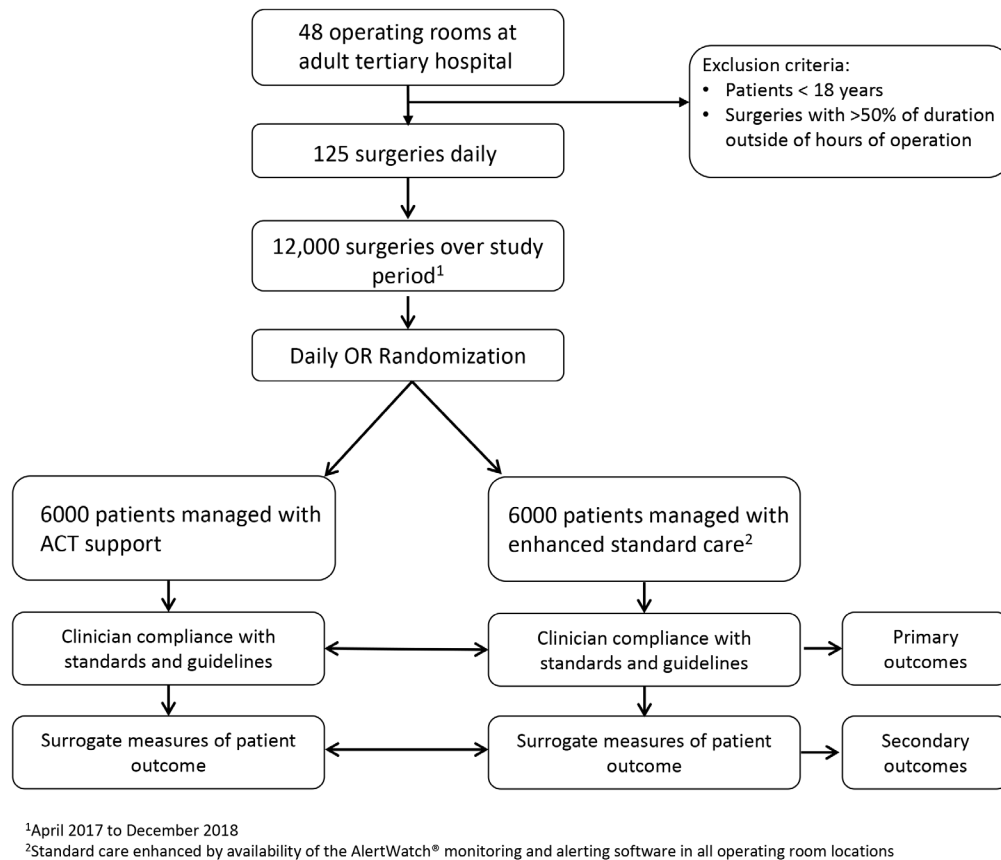


Figure 1. Flow diagram of study population.

management (Table 1). We will also explore additional intraoperative process measures in addition to surrogate outcomes (Table 2). The incidence of intraoperative hypotension and the incidence of postoperative renal dysfunction, atrial fibrillation, respiratory failure and delirium will be assessed via review of the EMR. Other postoperative complications, including intraoperative awareness, surgical site infection, readmission, and death will be assessed via analysis of the existing Center for Clinical Excellence Registry, American College of Surgeons' National Surgical Quality Improvement Program (NSQIP) database, Society of Thoracic Surgery (STS) database, and Systematic Assessment and Targeted Improvement of Services Following Yearlong Surgical Outcomes Surveys (SATISFY-SOS) database⁵⁹. Outcomes related to the usability of the ACT intervention, including efficiency and efficacy of the software platform, will be obtained from AlertWatch data logs. These logs will also be used to obtain data related to the feasibility of implementing the pilot ACT. User satisfaction will be assessed through surveys administered to members of the anesthesia department.

Study population, randomization, and blinding

The trial will include all adult patients undergoing surgery at two campuses of an academic university-associated hospital,

Barnes-Jewish Hospital (South Campus and Parkview Tower) (St. Louis, MI, USA), between 7:00 AM and 4:00 PM Monday through Friday (Figure 1). This includes a total of 48 operating room locations. The ACT will function on days when at least two anesthesia providers are available, one of whom must be an attending anesthesiologist. Patients undergoing surgical procedures with greater than 50% of the case length occurring outside of the ACT hours will be excluded from analysis. All patients younger than 18 will also be excluded from the study. Patients who undergo multiple surgeries in a single hospitalization or who have a second surgical procedure within 30 days of their initial surgery will be analyzed according to their initial randomization assignment. Patients returning for a second surgery more than 30 days after their initial surgical encounter will be considered as separate patients in the analysis. We will also obtain data from a group of historical control patients for the 6 months prior to the initiation of the ACTFAST-3 study, as part of an analysis related to potential sources of bias and contamination.

A randomization algorithm integrated into the AlertWatch system will direct patient group allocation on a daily basis. Due to the nature of the intervention in this study, clinicians working in the ACT and those randomized to receive support

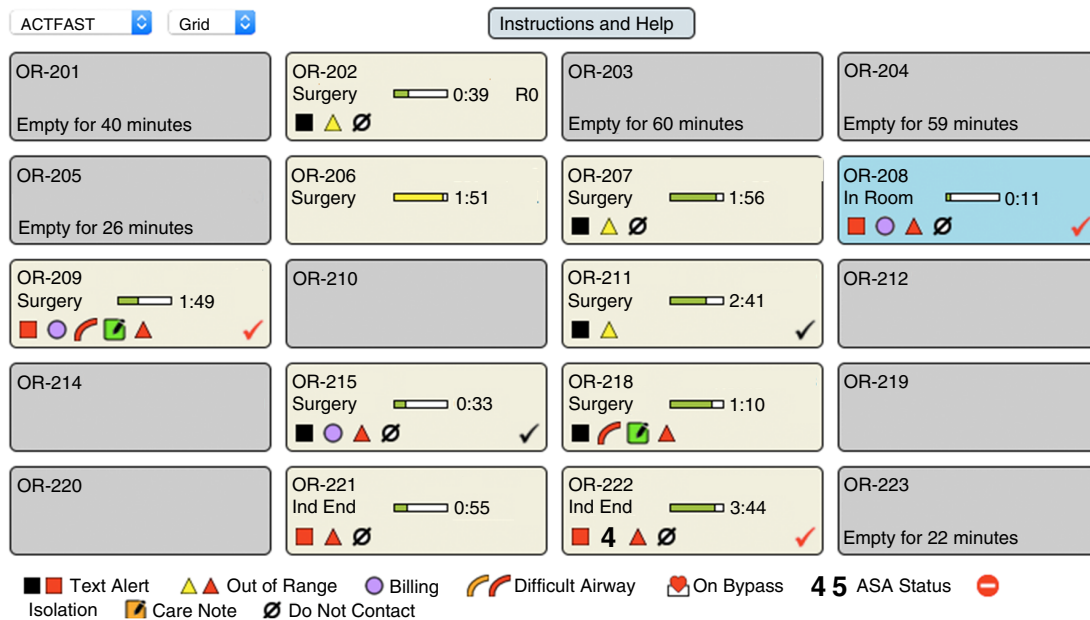
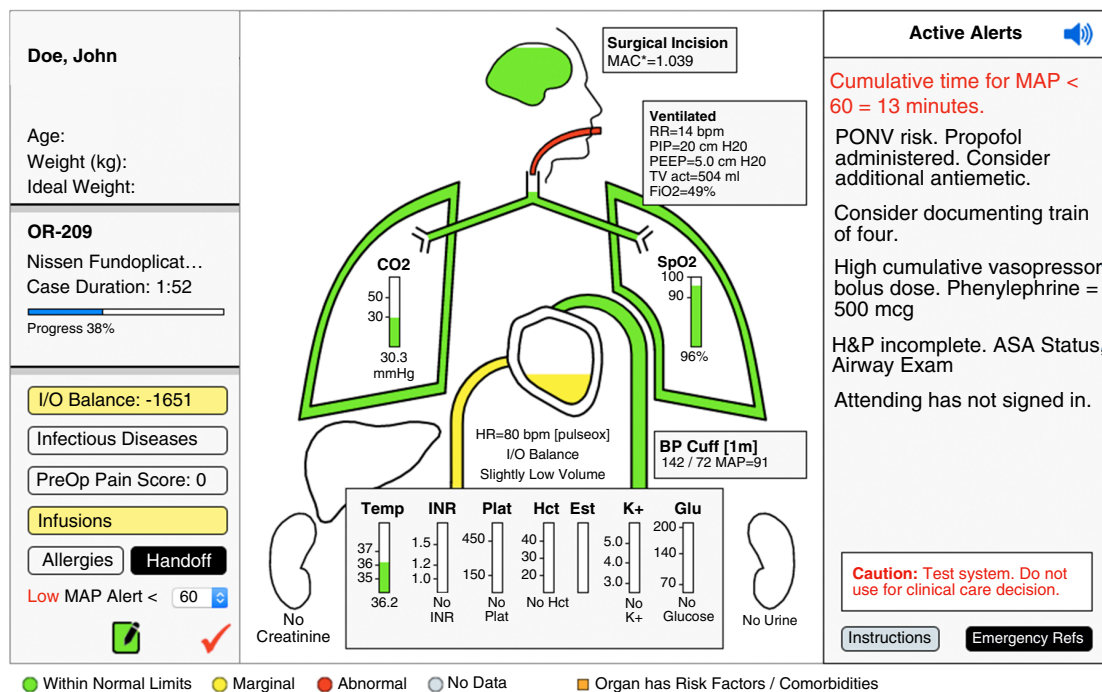
A**B**

Figure 2. Interface of the AlertWatch® Control Tower system. (A) AlertWatch® Control Tower Census View. This view shows summary information for operating rooms with ongoing procedures. Physiological alerts (e.g., low blood pressure) are shown as black or red squares, depending on the severity of the derangement, with red indicating a more severe abnormality. Checkmarks appear inside an operating room when an alert is triggered that has been classified as actionable and requires a response on the part of the clinicians in the Control Tower (see Figure 3). Control rooms are indicated with a “Do Not Contact” symbol. **(B)** AlertWatch® Control Tower Patient Display View. This deidentified intraoperative patient display demonstrates organ-specific information individualized to each patient. Colors outlining organs indicate normal (green), marginal (yellow) or abnormal function (red). Orange would indicate an organ system at risk due to pre-existing conditions. The left side of the display shows patient characteristics and the case information. Lab values, if available, are listed beneath the kidneys. Alerts generated by the AlertWatch® system are listed on the right-hand side of the display. Specific alerts, determined by the study team to be clinically significant and actionable, trigger a checkmark to appear at the bottom left of the screen. This informs the Anesthesiology Control Tower (ACT) clinician that an alert is present that must be addressed. Clicking on this checkmark allows clinicians in the ACT to review and address these alerts (Figure 3).

ACTFAST: Case Review John Doe Treatment Patient: Contact Providers Close

General Case Notes
Add

When ▼	Organ ▼	Alert/Issue ▼	Assessment/ Action
Enter new, unlisted issue.			
✓	Brain	Alert. Pure TIVA documented. NMB given. Consider BIS or nitrous oxide.	+ Add Assessment Irrelevant alert, disable for entire case
✓	Heart	Alert. Cumulative time for MAP < 60 = 12 minutes.	<div> <div>- Select Assessment (independent of OR randomization)</div> <div> <input type="checkbox"/> Significant issue, but already resolved <input type="checkbox"/> Significant issue, adequately addressed <input type="checkbox"/> Significant, inadequately addressed. Unclear etiology <input type="checkbox"/> Significant, inadequately addressed. Suspected etiology (enter comment) <input type="checkbox"/> Potentially significant, will continue to monitor <input type="checkbox"/> Not a significant problem <input type="checkbox"/> False alarm due to inaccurate data or monitoring artifact <input type="checkbox"/> False alarm due to missing data <input type="checkbox"/> Irrelevant alert, snooze this alert for entire case </div> <div> <div>- Select Action (independent of OR randomization)</div> <div> <input type="checkbox"/> No indication for clinician communication <input type="checkbox"/> Administer additional volume <input type="checkbox"/> Administer additional blood products <input type="checkbox"/> Administer vasopressor <input type="checkbox"/> Increase vasopressor dosing <input type="checkbox"/> Decrease anesthetic dose <input type="checkbox"/> Use different vasopressor <input type="checkbox"/> Initiate vasopressor infusion <input type="checkbox"/> Administer inotrope <input type="checkbox"/> Assess patient for unrecognized cause of hypotension (e.g., anaphylaxis, EBL, MI) <input type="checkbox"/> Assess monitoring for accuracy and/or consider altering monitoring <input type="checkbox"/> Discuss patient-specific etiology for hypotension (enter comment) <input type="checkbox"/> Discuss patient-specific risk from hypotension (enter comment) <input type="checkbox"/> Other (enter comment) </div> <div> <div>- Select Reaction</div> <div> <input type="checkbox"/> ACT input impacted management <input type="checkbox"/> ACT input did not impact management because ACT recommendations were already being carried out <input type="checkbox"/> ACT input did not impact management because team did not implement recommendations <input type="checkbox"/> Recommended actions had already been fully initiated prior to ACT contact <input type="checkbox"/> Recommended actions had already been partially initiated prior to ACT contact <input type="checkbox"/> Recommended actions were planned but not completed prior to ACT contact <input type="checkbox"/> Recommended actions were not planned or completed prior to ACT contact <input type="checkbox"/> ACT input was appreciated <input type="checkbox"/> ACT input was not appreciated <input type="checkbox"/> Other (enter comment) <input type="checkbox"/> None </div> </div> <div> Add Comment </div> <div> Save Cancel </div> </div> </div>

Figure 3. AlertWatch® Control Tower Case Review dialogue. Clinicians in the Anesthesiology Control Tower (ACT) use the Case Review window to address actionable Control Tower alerts, indicated by checkmarks on the Census View and the Patient Display. Within this Case Review window, clinicians document their assessment of the significant of each alert, what action they would recommend, and, in the case of intervention operating rooms (ORs), the reaction of the clinician in the OR to the ACT support.

Table 1. Primary outcome measures and definitions.

Measure	Outcome
Intraoperative temperature management	Proportion of patients with final recorded intraoperative temperature greater than 36°C
Intraoperative blood glucose control	Proportion of cases with blood glucose ≥180 mg/dl upon arrival to the post-anesthesia recovery area

cannot be blinded to the intervention. Researchers responsible for extracting data during the course of the study will be blinded to group allocation at the time of extraction.

Primary intervention: ACT monitoring and decision support

A multidisciplinary team of clinicians in the ACT will remotely monitor all active operating rooms at the campus of interest. ACT clinicians will include attending anesthesiologists, anesthesiology fellows, anesthesiology residents, and certified and student registered nurse anesthetists. Information

will be obtained in near real-time from multiple complementary sources, including the AlertWatch Control Tower software (Figure 2) and the EMR. The clinicians in the ACT will use this information to communicate with OR clinicians to help maintain compliance with intraoperative best care practices and to assist with the detection and management of physiological derangements^{32,60–63}. These clinicians will evaluate all alerts generated by the AlertWatch Control Tower notification system (Figure 3), including alerts from both the intervention and the control operating rooms. For ORs allocated to the intervention arm, the ACT will deliver decision support to the primary personnel caring for the patient via text message or telephone call. The clinician receiving the alert will determine the applicability of the alert to the clinical situation and will choose whether to carry out any recommendations sent by the ACT. In patients with a persistent critical event, the ACT will offer real-time assistance with crisis resource management.

Operating rooms assigned to the control group will undergo the same monitoring and assessment by the ACT, but clinicians in these ORs will not receive any contact from the ACT. However, if clinicians staffing the ACT feel ethically

Table 2. Secondary outcome measures and definitions.

Intraoperative process measures	Outcomes
Intraoperative blood pressure management	Mean duration of time spent with Mean Arterial Pressure <60 mmHg
Temperature monitoring	Proportion of procedures lasting greater than 1 hour with documented temperature
Antibiotic dosing	Proportion of procedures with appropriate administration of repeat doses of antibiotics
Intraoperative blood glucose management	Proportion of cases with at least one dose of insulin administered for blood glucose greater than 180 mg/dl Intraoperative measurement of blood glucose in patients with type 1 diabetes undergoing cases ≥1 hour in length and patients with type 2 diabetes undergoing cases ≥2 hours in length
Train of four documentation	Proportion of cases with a train of four documented prior to extubation if a nondepolarizing neuromuscular blocking agent was administered
Ventilator management	Proportion of cases with median tidal volume less than 10 ml/kg ideal body mass
Volatile anesthetic utilization	Mean and standard deviation of fresh gas flow rates for cases with volatile anesthetic use >80% of case duration
Postoperative surrogate measures	Outcomes
Postoperative acute renal failure	Incidence of individual outcomes
Postoperative atrial fibrillation	
Postoperative respiratory failure	
Postoperative delirium	
Intraoperative awareness	
Surgical site infection	
30-day readmission	
30-day mortality	

obliged to contact a room assigned to the control group due to perceived potential for imminent and significant patient harm, they will be able to do so. Although we anticipate that this will be a rare occurrence, it will still be documented and reported as part of our study outcomes.

Data collection and outcome measures

Data collection for this study will utilize multiple sources to extract outcome measures⁶⁴. All alert data generated by the Alert-Watch Control Tower platform will be automatically logged to a secure database, including all responses by the providers in the ACT to individual alerts (Figure 3). Data from the perioperative period will be imported from Metavision® (iMDsoft, Wakefield, Massachusetts, USA), the anesthesiology information management software system currently in use by the Department of Anesthesiology. In addition to capturing comprehensive intraoperative clinical data, Metavision® also stores preoperative information, such as patient characteristics, clinical and surgical history, comorbidities, and data from the immediate post-operative period. Of note, during the anticipated duration of this trial, our hospital system will be transitioning to Epic Systems software (Verona, WI, USA) for both the hospital electronic health record and the anesthesiology information management software. Postoperative data for patient

outcomes will be obtained from the inpatient EMR record system, and from clinical registries (SATISFY-SOS, NSQIP, STS).

Primary outcome measures

The primary outcome measures in the ACTFAST-3 study are compliance with recommendations for intraoperative temperature management and intraoperative blood glucose management (Table 1). Data on primary outcomes measures will be recorded to an SQL server.

Secondary outcome measures

Secondary intraoperative outcomes will include several process, surrogate, clinical measures (Table 2). Intraoperative process outcomes will include blood pressure management, compliance with recommendations for repeat dosing of antibiotics and for temperature monitoring, management of hyperglycemia, documentation of train of four monitoring following neuromuscular blockade, and adherence to strategies for intraoperative low tidal volume ventilation. Additionally, the impact of the ACT on volatile anesthetic usage will be assessed. We will also evaluate surrogate and clinical outcomes, specifically, the incidence of postoperative acute renal failure, postoperative atrial fibrillation, postoperative respiratory failure, postoperative delirium, intraoperative awareness, surgical site infection, 30-day

hospital readmission, and 30-day mortality. Data will be obtained from review of electronic health records and cross-referencing of patients in the ACTFAST study with other surgical databases, as described above. We will also track the incidence of provider-reported intraoperative adverse events via a review of the departmental quality improvement database. Feasibility of implementing the ACT will be determined in part by examining the number of potentially staffed days versus the actual number of staffed days. Usability outcomes will include metrics such as the median number of alerts addressed by provider and across time.

Data analysis

Comparisons between groups will be with parametric and non-parametric statistical tests, as appropriate. Fisher's exact or χ^2 test will be used to evaluate primary outcome measures with regards to the following proportions: (i) the proportion of patients with a last-documented intraoperative temperature greater than 36 degrees Celsius; and (ii) the proportion of patients arriving to the post-anesthesia care unit or ICU with a blood glucose greater than 180 mg/dl. Contingency statistical tests will be used to compare occurrence of hypothermia and hyperglycemia between groups. Secondary outcomes will be compared between groups using χ^2 or Fisher's exact test for categorical outcomes, and two-sided t tests with unequal variances for comparison of means. By convention, statistical significance will be based on a two-sided p value <0.05. All statistical testing will be performed using SAS® version 9.4 (SAS Institute Inc., Cary, North Carolina, USA). The small subset of rare patients in the control group whose provider may be contacted by the ACT clinicians out of concern for a significant patient safety event will be included in the control group in an intention-to-treat analysis. A sensitivity analysis will also be performed with inclusion of these patients in the intervention group. The frequency and rationale for contacting these rooms will be reported as part of our trial results.

Once the ACT intervention is executed, we anticipate several sources of contamination effect in the control group. There is a high likelihood of a robust Hawthorne effect due to OR clinician awareness of the ACT monitoring^{65,66}. Also, all clinicians in the OR will eventually be included in the intervention group, due to the unit of randomization, and will likely become aware of the best management practices of interest in this trial. Therefore, even on days when they do not receive ACT support, clinicians may change their behavior, leading to overlapping improvements in both groups over the course of the study. Additionally, utilization of the AlertWatch software by clinicians in the ORs may increase over time. Learning effects might manifest most strongly among clinicians who staff the ACT and are therefore sensitized to the interventions and outcomes in this study. In order to evaluate the extent of the contamination and Hawthorne effects, we will collect baseline data for the group of historical controls. For categorical variables, contamination will be analyzed using logistic regression with a three-level categorical variable representing group assignment (historical cohort, control group, or intervention group); continuous variables will be analyzed using ANCOVA or non-parametric ANCOVA⁶⁷. Additionally, we will track which operating

rooms utilize the AlertWatch system intraoperatively, and will plan to perform a subgroup analysis to assess the effect of the ACT in this subset of patients.

Within the AlertWatch system, all alerts that are generated are automatically logged to a secure database, as are all responses of the ACT clinicians to these alerts (Figure 3). We will analyze these logs to determine how clinicians in the ACT monitor patients, address alerts, and interact with OR clinicians, and how OR clinicians respond to the ACT support. This data will allow us to explore aspects of the real-world usability of the ACT intervention related to efficiency and effectiveness, and will complement information gathered from qualitative usability surveys administered to department members.

Sample size and power analysis

In this study, we plan to enroll a convenience sample of 12,000 patients over the course of the study period, based on the staffing available for the ACT and the usual daily surgical volume of approximately 125 cases. Power analysis was based on the two primary outcomes defined for this study, with the following assumptions:

- i) Regarding the core-temperature outcome, we conservatively assumed that only 80% of Barnes-Jewish Hospital patients have their core temperature recorded during surgery. Among patients with their temperature documented, the target for this outcome was that the ACT intervention will increase the proportion of patients whose final recorded intraoperative temperature is above 36°C from 60% to 95%. For this calculation we assumed a standard deviation of core temperature of 0.9 degrees Celsius for both groups, based on an unpublished EMR audit.
- ii) Regarding the primary outcome of glucose control, we assumed that the prevalence of diabetes mellitus among Barnes-Jewish Hospital surgical patients is about 20%, based on our EMR data over the past 5 years. Based on the same data, we also assumed that currently 60% of our diabetic patients reach a blood glucose >180 mg/dl at any point during surgery. Our goal was that the ACT intervention will reduce the proportion of patients arriving to the Post Anesthesia Care Unit (PACU) with a blood glucose value greater than 180 mg/dl from 60% to 40%.

A statistical power calculation based on the above assumptions was performed for each of the two primary study outcomes to determine whether the sample size (N=12,000) allocated for this study is adequate. The effective sample size for the study was defined as the largest sample needed to achieve any of the two stated outcomes. We mainly powered all targeted outcomes to detect a difference in proportions (adjusted for contamination between the two study groups) in a completely balanced clustered-randomized design study (24 operating rooms in each group) using two-sided Z-test statistics. We also assumed a minimum to 90% power, a significance level of 0.05, an intracluster correlation coefficient (ICC) varying between 0.01 and 0.05 by a small increment of 0.005, and a coefficient of variation of cluster sizes of 0.50. Table 3 shows the required sample per operating

room as well as the overall sample needed to achieve the study targeted outcomes. The largest sample was required for the proportion of patients whose last recorded intraoperative temperature is equal to or greater than 36°C (N=11,472). This value was sufficient for the other primary outcome.

Substudy in educational curriculum

While the primary goal of the ACTFAST-3 study is to evaluate the impact of the ACT on patient care and outcomes, the structure and environment of the ACT has allowed for the creation of a novel curriculum in perioperative medicine. The current educational paradigm for anesthesiology residents primarily focuses on the management of individual patients in the perioperative setting. However, the substantial increase in requirements for surgical procedures, a projected shortage of anesthesiologists, and financial constraints in healthcare suggest that it will eventually be infeasible for anesthesiologists to provide the level of supervision that is currently standard in the United States (e.g. one anesthesiologist for every one to four ORs)⁶⁸. There is currently little emphasis in anesthesiology education on process management and multitasking and caring for multiple patients in a complex care environment. With the support of the residency program director and departmental chair, we have revised the residency curriculum at our institute to allow each anesthesia resident to spend 2 weeks in the ACT during their final year of residency. We plan to implement an educational curriculum in perioperative telemedicine, focusing on the utilization of healthcare system resources to optimize intraoperative management, improve quality, and provide oversight of multiple patients undergoing complex surgical procedures.

Adverse events and safety monitoring

We do not anticipate the occurrence of significant adverse events during this study. However, the primary investigator and the study team will review any adverse events identified by the departmental quality improvement program as potentially attributable to the ACT. The occurrence of any significant adverse events will be reported to the HRPO, and the study team and HRPO would decide together whether to halt the trial. No formal data-monitoring committee will be used. There will be no audit of trial conduct during the investigation, although data recorded via the AlertWatch system will be reviewed and analyzed to determine appropriate group allocation and inclusion in the

final analysis. No interim data analysis is planned for this pilot trial unless unanticipated safety issues are identified. There are no provisions for post-trial care or compensation to patients enrolled as part of this trial, as the intervention in the ACTFAST-3 trial involves only the addition of real-time decision-support tools and does not change existing anesthesia care models.

Data management

The risk of breach of confidentiality will be minimized. The data necessary for the completion of the trial will be protected by passwords and is contained in applications that are compliant for protected healthcare information (PHI). AlertWatch meets this same standard of protection. Individual clinical alerts and the ACT evaluation of these alerts will be documented using an electronic data capture tool in the AlertWatch system. Outcomes data will be stored on one of two Washington University Department of Anesthesiology servers (a SQL server or a Windows file server). Only trained employees of the Department of Anesthesiology or Barnes Jewish Healthcare are granted access to resources on this network. Access to the contents of this study will be further restricted to approved personnel only, using server-level permission access (for the SQL server), or Windows folder permission settings (for the file server). It is a strict policy that PHI cannot be saved or reviewed outside of this protected environment. Whenever possible, extracts for this project will avoid the use of this information. Data extracts can be reconnected to PHI using a special, non-PHI primary key, which this group has successfully used with previous studies.

Strengths and limitations

The ACTFAST pilot study has important strengths. It is a randomized clinical trial conducted in a high volume, real world clinical setting and can be conducted efficiently, as many components of the proposed study are incorporated into existing infrastructures and processes at Washington University. This includes access to existing information technology resources and to established and ongoing registries (SATISFY-SOS, NSQIP and STS). The data required for analysis of the primary outcome measures are routinely recorded on every patient undergoing surgery at our institution, and the databases used for analysis of secondary surrogate and clinical outcomes also all have high levels of data fidelity.

Table 3. Sample size assumptions and calculations for primary outcomes.

Outcome†	Current practice	Cluster per group(size)		Target level*		Intraclass correlation coefficient	Total Sample Required
		Intervention	Control	Intervention	Control		
Core temperature: proportion reaching 36°C	50%	24(239)	24 (239)	95%	90%	0.0375	11,472
Post- operative Blood Glucose ≥ 180 mg/dL	60%	24(59)	24 (59)	40%	50%	0.03	2,832

†See Table 1 for full explanation of outcomes.

*High contamination effects were set to reach 67% as 2 out of 3 physicians will participate in the ACT.

Randomization of anesthesiology care teams can be easily implemented, and the process for providing feedback alerts does not require any advanced preparation on the part of clinicians working in the OR. These clinicians will participate in the ACTFAST trial in the course of their routine clinical work, and the impact on overall workflow and workload will be minimized through the testing in our first phase of the study⁵³. We anticipate that it will be feasible to staff the ACT during the pilot RCT. The feasibility is enhanced by participation of a highly committed cadre of attending anesthesiologists and all of the residents in the anesthesiology department, as well as an experienced team of investigators that has established a track record of collaboration and completion of major clinical trials.

The following limitations should be considered. The AlertWatch software is currently available on all computers in the OR, and in-room provider utilization of AlertWatch may increase over the course of the study. In response, we plan to conduct a subgroup analysis with user log-in data to ascertain the impact of in-room software utilization, defined as documentation of intraoperative provider log-in to the AlertWatch system. Also, the ACTFAST study will be vulnerable both to Hawthorne and contamination effects. While we do not think that these effects can be eliminated, we have considered how best to account for them in the analyses. An important constraint and possible source of bias will be that it will not be possible to ensure blinding of OR clinicians as any communication from the ACT will inform them that their operating room is in the intervention group on that day⁶⁹. However, clinicians outside of the OR, and the researchers responsible for extracting data, will be blinded to group assignment.

Another potential source of bias involves the existing surgical databases that will be used during analysis (i.e. STS, NSQIP, SATISFY-SOS). These registries themselves may be biased according to which patients choose to participate, with individual patients' outcomes impacting their willingness or ability to provide reliable information, and which patients are contactable. We have been attempting to mitigate this source of bias by employing three modalities (e-mail, telephone and mail) to reach patients postoperatively in one such study⁵⁹. Overall, the registries have impressive response rates, and there does not appear to be systematic bias in any of these registries based on baseline patient characteristics. Therefore, we expect our data sources to be robust, with minimal deficiencies.

Ethics and dissemination

This study was approved by the HRPO at Washington University (St. Louis, MI, USA, protocol number 201603038). This protocol is written in compliance with the Standard Protocol Items: Recommendations for Interventional Trials (SPIRIT) checklist with consideration of the Consolidated Standards of Reporting Trials (CONSORT) guidelines^{70,71}.

If the results of the pilot ACTFAST-3 trial show benefit, the pilot study will likely be replicated as a larger, multicenter study for further validation that this intervention remains beneficial and that it is feasible to institute at other centers. We also anticipate the expansion of the ACT into the surrounding healthcare

facilities within our hospital system. Larger trials could focus on expanded clinical and patient-reported outcomes (e.g. death, renal failure, delirium, duration of mechanical ventilation, intensive care length of stay, post-discharge disposition, postoperative falls, return to work, disability-free survival). The ACT infrastructure could also be used to explore current controversies in perioperative care by testing candidate experimental interventions (e.g., fluid management strategies, blood transfusion triggers). We envision that national implementation of the ACT concept would occur, which would be comparable to the path that similar programs for intensive care units have followed.

Any significant changes to the protocol or the analysis plan during the trial will be communicated directly to the Washington University HRPO, as well as via update of the ACTFAST-3 registration at clinicaltrials.gov (ClinicalTrials.gov Identifier: [NCT02830126](https://clinicaltrials.gov/ct2/show/study/NCT02830126)). We also plan to publish any modifications made to this protocol during dissemination of the results of the trial. Authorship for the final trial data will be determined in accordance with [International Committee of Medical Journal Editors \(ICMJE\) guidelines](#).

Data sharing

Data from the ACTFAST-3 trial will be made available for analysis in compliance with the recommendations of the ICMJE⁷². For this study, individual participant data that underlie the results of the trial will be made available after appropriate deidentification, along with the study protocol and statistical analysis plan. We plan to make this information accessible to researchers who provide a methodologically appropriate proposal for the purpose of achieving the aims of that proposal. Data will be available beginning 9 months and ending 36 months following trial publication at a third-party website. Data requestors will need to sign a data access agreement to gain access to trial data. Proposals should be directed to avidanm@wustl.edu.

Conclusions

Despite aggressive efforts aimed to improve the quality of perioperative care, the risk of morbidity and mortality following a major surgical procedure remains substantial. In this protocol, we describe a pilot pragmatic, randomized, controlled trial in intraoperative telemedicine that examines the ability of a novel system of real-time feedback to improve adherence to perioperative best care practices. We hypothesize that the implementation of the ACT will be feasible and that it will increase clinician compliance with clinical practice standards. The development of the ACT, as described in this protocol, will also lay the groundwork for a subsequent large randomized controlled trial examining the utility of the ACT in improving patient outcomes following surgical procedures.

The findings from the trial will be disseminated in the form of posters and oral presentations at scientific conferences, as well as publications in peer-reviewed journals. Updates and results of the study will be available at <https://clinicaltrials.gov/ct2/show/NCT02830126>.

Data availability

No data is associated with this study.

Competing interests

No competing interests were disclosed.

Grant information

The ACTFAST-3 project, including this protocol, has been funded by a grant from the Agency for Healthcare Research and Quality (R21 HS24581-01).

The funders had no role in study design, data collection and analysis, decision to publish, or preparation of the manuscript.

Acknowledgements

Members of the ACTFAST study group are as follows: Stephen Gregory, Teresa M. Murray-Torres, Bradley A. Fritz, Arbi Ben Abdallah, Daniel L. Helsten, Troy S. Wildes, Anshuman Sharma, Yixin Chen*, Mary Politi*, Alex Kronzer*, Bernadette Henrichs*, Brian A. Torres*, Sherry McKinnon*, Thaddeus Budelier*, Walter Boyle*, Bruce Hall*, Benjamin Kozower*, Sachin Kheterpal*, Michael S. Avidan

*Contributor

References

- Weiser TG, Regenbogen SE, Thompson KD, *et al.*: **An estimation of the global volume of surgery: a modelling strategy based on available data.** *Lancet*. 2008; **372**(9633): 139–44.
[PubMed Abstract](#) | [Publisher Full Text](#)
- Bainbridge D, Martin J, Arango M, *et al.*: **Perioperative and anaesthetic-related mortality in developed and developing countries: a systematic review and meta-analysis.** *Lancet*. 2012; **380**(9847): 1075–81.
[PubMed Abstract](#) | [Publisher Full Text](#)
- Dimick JB, Pronovost PJ, Cowan JA Jr, *et al.*: **Variation in postoperative complication rates after high-risk surgery in the United States.** *Surgery*. 2003; **134**(4): 534–40; discussion 540–1.
[PubMed Abstract](#) | [Publisher Full Text](#)
- Hamel MB, Henderson WG, Khuri SF, *et al.*: **Surgical outcomes for patients aged 80 and older: morbidity and mortality from major noncardiac surgery.** *J Am Geriatr Soc*. 2005; **53**(3): 424–9.
[PubMed Abstract](#) | [Publisher Full Text](#)
- Healey MA, Shackford SR, Osler TM, *et al.*: **Complications in surgical patients.** *Arch Surg*. 2002; **137**(5): 611–7; discussion 617–8.
[PubMed Abstract](#) | [Publisher Full Text](#)
- Kertai MD, Pal N, Palanca BJ, *et al.*: **Association of perioperative risk factors and cumulative duration of low bispectral index with intermediate-term mortality after cardiac surgery in the B-Unaware Trial.** *Anesthesiology*. 2010; **112**(5): 1116–27.
[PubMed Abstract](#) | [Publisher Full Text](#)
- Kertai MD, Palanca BJ, Pal N, *et al.*: **Bispectral index monitoring, duration of bispectral index below 45, patient risk factors, and intermediate-term mortality after noncardiac surgery in the B-Unaware Trial.** *Anesthesiology*. 2011; **114**(3): 545–56.
[PubMed Abstract](#) | [Publisher Full Text](#)
- Monk TG, Saini V, Weldon BC, *et al.*: **Anesthetic management and one-year mortality after noncardiac surgery.** *Anesth Analg*. 2005; **100**(1): 4–10.
[PubMed Abstract](#) | [Publisher Full Text](#)
- Noordzij PG, Poldermans D, Schouten O, *et al.*: **Postoperative mortality in The Netherlands: a population-based analysis of surgery-specific risk in adults.** *Anesthesiology*. 2010; **112**(5): 1105–15.
[PubMed Abstract](#) | [Publisher Full Text](#)
- Pearse RM, Moreno RP, Bauer P, *et al.*: **Mortality after surgery in Europe: a 7 day cohort study.** *Lancet*. 2012; **380**(9847): 1059–65.
[PubMed Abstract](#) | [Publisher Full Text](#) | [Free Full Text](#)
- Story DA, Leslie K, Myles PS, *et al.*: **Complications and mortality in older surgical patients in Australia and New Zealand (the REASON study): a multicentre, prospective, observational study.** *Anaesthesia*. 2010; **65**(10): 1022–30.
[PubMed Abstract](#) | [Publisher Full Text](#)
- Turrentine FE, Wang H, Simpson VB, *et al.*: **Surgical risk factors, morbidity, and mortality in elderly patients.** *J Am Coll Surg*. 2006; **203**(6): 865–77.
[PubMed Abstract](#) | [Publisher Full Text](#)
- Visser BC, Keegan H, Martin M, *et al.*: **Death after colectomy: it's later than we think.** *Arch Surg*. 2009; **144**(11): 1021–7.
[PubMed Abstract](#) | [Publisher Full Text](#)
- Bilimoria KY, Liu Y, Paruch JL, *et al.*: **Development and evaluation of the universal ACS NSQIP surgical risk calculator: a decision aid and informed consent tool for patients and surgeons.** *J Am Coll Surg*. 2013; **217**(5): 833–42.e1–3.
[PubMed Abstract](#) | [Publisher Full Text](#) | [Free Full Text](#)
- Lee TH, Marcantonio ER, Mangione CM, *et al.*: **Derivation and prospective validation of a simple index for prediction of cardiac risk of major noncardiac surgery.** *Circulation*. 1999; **100**(10): 1043–9.
[PubMed Abstract](#) | [Publisher Full Text](#)
- Institute of Medicine (US) Committee on Quality of Health Care in America, Kohn LT, Corrigan JM, *et al.*: **To Err is Human: Building a Safer Health System.** Washington, D.C.: National Academy Press, 2000.
[PubMed Abstract](#) | [Publisher Full Text](#)
- Makary MA, Daniel M: **Medical error—the third leading cause of death in the US.** *BMJ*. 2016; **353**: i2139.
[PubMed Abstract](#) | [Publisher Full Text](#)
- Cabana MD, Rand CS, Powe NR, *et al.*: **Why don't physicians follow clinical practice guidelines? A framework for improvement.** *JAMA*. 1999; **282**(15): 1458–65.
[PubMed Abstract](#) | [Publisher Full Text](#)
- Demakis JG, Beauchamp C, Cull WL, *et al.*: **Improving residents' compliance with standards of ambulatory care: results from the VA Cooperative Study on Computerized Reminders.** *JAMA*. 2000; **284**(11): 1411–6.
[PubMed Abstract](#) | [Publisher Full Text](#)
- Grol R, Grimshaw J: **From best evidence to best practice: effective implementation of change in patients' care.** *Lancet*. 2003; **362**(9391): 1225–30.
[PubMed Abstract](#) | [Publisher Full Text](#)
- Needham DM, Colantuoni E, Mendez-Tellez PA, *et al.*: **Lung protective mechanical ventilation and two year survival in patients with acute lung injury: prospective cohort study.** *BMJ*. 2012; **344**: e2124.
[PubMed Abstract](#) | [Publisher Full Text](#) | [Free Full Text](#)
- Steinman MA, Fischer MA, Shlipak MG, *et al.*: **Clinician awareness of adherence to hypertension guidelines.** *Am J Med*. 2004; **117**(10): 747–54.
[PubMed Abstract](#) | [Publisher Full Text](#)
- Stiegler MP, Ruskin KJ: **Decision-making and safety in anesthesiology.** *Curr Opin Anaesthesiol*. 2012; **25**(6): 724–9.
[PubMed Abstract](#)
- Stiegler MP, Tung A: **Cognitive processes in anesthesiology decision making.** *Anesthesiology*. 2014; **120**(1): 204–17.
[PubMed Abstract](#) | [Publisher Full Text](#)
- PROVE Network Investigators for the Clinical Trial Network of the European Society of Anaesthesiology, Hemmes SN, Gama de Abreu M, *et al.*: **High versus low positive end-expiratory pressure during general anaesthesia for open abdominal surgery (PROVHILO trial): a multicentre randomised controlled trial.** *Lancet*. 2014; **384**(9942): 495–503.
[PubMed Abstract](#) | [Publisher Full Text](#)
- Aronson S, Stafford-Smith M, Phillips-Bute B, *et al.*: **Intraoperative systolic blood pressure variability predicts 30-day mortality in aortocoronary bypass surgery patients.** *Anesthesiology*. 2010; **113**(2): 305–12.
[PubMed Abstract](#) | [Publisher Full Text](#)
- Avidan MS, Jacobsohn E, Glick D, *et al.*: **Prevention of intraoperative awareness in a high-risk surgical population.** *N Engl J Med*. 2011; **365**(7): 591–600.
[PubMed Abstract](#) | [Publisher Full Text](#)
- Avidan MS, Zhang L, Burnside BA, *et al.*: **Anesthesia awareness and the bispectral index.** *N Engl J Med*. 2008; **358**(11): 1097–108.
[PubMed Abstract](#) | [Publisher Full Text](#)
- Behrends M, DePalma G, Sands L, *et al.*: **Association between intraoperative blood transfusions and early postoperative delirium in older adults.** *J Am Geriatr Soc*. 2013; **61**(3): 365–70.
[PubMed Abstract](#) | [Publisher Full Text](#) | [Free Full Text](#)
- Bernard AC, Davenport DL, Chang PK, *et al.*: **Intraoperative transfusion of 1 U to 2 U packed red blood cells is associated with increased 30-day mortality, surgical-site infection, pneumonia, and sepsis in general surgery patients.** *J Am Coll Surg*. 2009; **208**(5): 931–7, 937.e1–2; discussion 938–9.
[PubMed Abstract](#) | [Publisher Full Text](#)
- Biccard BM, Rodseth RN: **What evidence is there for intraoperative predictors of perioperative cardiac outcomes? A systematic review.** *Perioper Med (Lond)*.

- 2013; 2(1): 14.
[PubMed Abstract](#) | [Publisher Full Text](#) | [Free Full Text](#)
32. Bratzler DW, Dellinger EP, Olsen KM, *et al.*: **Clinical practice guidelines for antimicrobial prophylaxis in surgery.** *Am J Health Syst Pharm.* 2013; 70(3): 195–283.
[PubMed Abstract](#) | [Publisher Full Text](#)
 33. Bratzler DW, Houck PM, Surgical Infection Prevention Guideline Writers Workgroup: **Antimicrobial prophylaxis for surgery: an advisory statement from the National Surgical Infection Prevention Project.** *Am J Surg.* 2005; 189(4): 395–404.
[PubMed Abstract](#) | [Publisher Full Text](#)
 34. de Almeida JP, Vincent JL, Galas FR, *et al.*: **Transfusion requirements in surgical oncology patients: a prospective, randomized controlled trial.** *Anesthesiology.* 2015; 122(1): 29–38.
[PubMed Abstract](#) | [Publisher Full Text](#)
 35. Futier E, Constantin JM, Jaber S: **Protective lung ventilation in operating room: a systematic review.** *Minerva Anestesiol.* 2014; 80(6): 726–35.
[PubMed Abstract](#)
 36. Hebert PC, Wells G, Blajchman MA, *et al.*: **A multicenter, randomized, controlled clinical trial of transfusion requirements in critical care. Transfusion Requirements in Critical Care Investigators, Canadian Critical Care Trials Group.** *N Engl J Med.* 1999; 340(6): 409–17.
[PubMed Abstract](#) | [Publisher Full Text](#)
 37. Kurz A, Sessler DI, Lenhardt R: **Perioperative normothermia to reduce the incidence of surgical-wound infection and shorten hospitalization. Study of Wound Infection and Temperature Group.** *N Engl J Med.* 1996; 334(19): 1209–15.
[PubMed Abstract](#) | [Publisher Full Text](#)
 38. Kwon S, Thompson R, Dellinger P, *et al.*: **Importance of perioperative glycemic control in general surgery: a report from the Surgical Care and Outcomes Assessment Program.** *Ann Surg.* 2013; 257(1): 8–14.
[PubMed Abstract](#) | [Publisher Full Text](#) | [Free Full Text](#)
 39. Mashour GA, Shanks A, Tremper KK, *et al.*: **Prevention of intraoperative awareness with explicit recall in an unselected surgical population: a randomized comparative effectiveness trial.** *Anesthesiology.* 2012; 117(4): 717–25.
[PubMed Abstract](#) | [Publisher Full Text](#) | [Free Full Text](#)
 40. Mashour GA, Tremper KK, Avidan MS: **Protocol for the “Michigan Awareness Control Study”: A prospective, randomized, controlled trial comparing electronic alerts based on bispectral index monitoring or minimum alveolar concentration for the prevention of intraoperative awareness.** *BMC Anesthesiol.* 2009; 9: 7.
[PubMed Abstract](#) | [Publisher Full Text](#) | [Free Full Text](#)
 41. Walsh M, Devereaux PJ, Garg AX, *et al.*: **Relationship between intraoperative mean arterial pressure and clinical outcomes after noncardiac surgery: toward an empirical definition of hypotension.** *Anesthesiology.* 2013; 119(3): 507–15.
[PubMed Abstract](#) | [Publisher Full Text](#)
 42. Young PY, Khadaroo RG: **Surgical site infections.** *Surg Clin North Am.* 2014; 94(6): 1245–64.
[PubMed Abstract](#) | [Publisher Full Text](#)
 43. Kooij FO, Klok T, Hollmann MW, *et al.*: **Decision support increases guideline adherence for prescribing postoperative nausea and vomiting prophylaxis.** *Anesth Analg.* 2008; 106(3): 893–8, table of contents.
[PubMed Abstract](#) | [Publisher Full Text](#)
 44. McEvoy MD, Hand WR, Stoll WD, *et al.*: **Adherence to guidelines for the management of local anesthetic systemic toxicity is improved by an electronic decision support tool and designated “Reader”.** *Reg Anesth Pain Med.* 2014; 39(4): 299–305.
[PubMed Abstract](#) | [Publisher Full Text](#) | [Free Full Text](#)
 45. Nair BG, Grunzweig K, Peterson GN, *et al.*: **Intraoperative blood glucose management: impact of a real-time decision support system on adherence to institutional protocol.** *J Clin Monit Comput.* 2016; 30(3): 301–12.
[PubMed Abstract](#) | [Publisher Full Text](#)
 46. Nair BG, Newman SF, Peterson GN, *et al.*: **Feedback mechanisms including real-time electronic alerts to achieve near 100% timely prophylactic antibiotic administration in surgical cases.** *Anesth Analg.* 2010; 111(5): 1293–300.
[PubMed Abstract](#) | [Publisher Full Text](#)
 47. Kheterpal S, Shanks A, Tremper KK: **Impact of a Novel Multiparameter Decision Support System on Intraoperative Processes of Care and Postoperative Outcomes.** *Anesthesiology.* 2018; 128(2): 272–82.
[PubMed Abstract](#) | [Publisher Full Text](#)
 48. Breslow MJ, Rosenfeld BA, Doerfler M, *et al.*: **Effect of a multiple-site intensive care unit telemedicine program on clinical and economic outcomes: an alternative paradigm for intensivist staffing.** *Crit Care Med.* 2004; 32(1): 31–8.
[PubMed Abstract](#) | [Publisher Full Text](#)
 49. Hawkins HA, Lilly CM, Kaster DA, *et al.*: **ICU Telemedicine Comanagement Methods and Length of Stay.** *Chest.* 2016; 150(2): 314–9.
[PubMed Abstract](#) | [Publisher Full Text](#)
 50. Kahn JM, Le TQ, Barnato AE, *et al.*: **ICU Telemedicine and Critical Care Mortality: A National Effectiveness Study.** *Med Care.* 2016; 54(3): 319–25.
[PubMed Abstract](#) | [Publisher Full Text](#) | [Free Full Text](#)
 51. Lilly CM, Cody S, Zhao H, *et al.*: **Hospital mortality, length of stay, and preventable complications among critically ill patients before and after tele-ICU reengineering of critical care processes.** *JAMA.* 2011; 305(21): 2175–83.
[PubMed Abstract](#) | [Publisher Full Text](#)
 52. Young LB, Chan PS, Lu X, *et al.*: **Impact of telemedicine intensive care unit coverage on patient outcomes: a systematic review and meta-analysis.** *Arch Intern Med.* 2011; 171(6): 498–506.
[PubMed Abstract](#) | [Publisher Full Text](#)
 53. Murray-Torres TM, Wallace F, Bollini M, *et al.*: **Anesthesiology Control Tower: Feasibility Assessment to Support Translation (ACT-FAST)-a feasibility study protocol.** *Pilot Feasibility Stud.* 2018; 4(1): 38.
[PubMed Abstract](#) | [Publisher Full Text](#) | [Free Full Text](#)
 54. Hornbæk K, Law ELC: **Meta-analysis of correlations among usability measures.** *Proceedings of the SIGCHI conference on Human factors in computing systems.* ACM. 2007; 617–626.
[Publisher Full Text](#)
 55. Powell BJ, McMillen JC, Proctor EK, *et al.*: **A compilation of strategies for implementing clinical innovations in health and mental health.** *Med Care Res Rev.* 2012; 69(2): 123–57.
[PubMed Abstract](#) | [Publisher Full Text](#) | [Free Full Text](#)
 56. Curran GM, Bauer M, Mittman B, *et al.*: **Effectiveness-implementation hybrid designs: combining elements of clinical effectiveness and implementation research to enhance public health impact.** *Med Care.* 2012; 50(3): 217–26.
[PubMed Abstract](#) | [Publisher Full Text](#) | [Free Full Text](#)
 57. Proctor E, Silmere H, Raghavan R, *et al.*: **Outcomes for implementation research: conceptual distinctions, measurement challenges, and research agenda.** *Adm Policy Ment Health.* 2011; 38(2): 65–76.
[PubMed Abstract](#) | [Publisher Full Text](#) | [Free Full Text](#)
 58. Fritz BA, Chen Y, Murray-Torres TM, *et al.*: **Using machine learning techniques to develop forecasting algorithms for postoperative complications: protocol for a retrospective study.** *BMJ Open.* 2018; 8(4): e020124.
[PubMed Abstract](#) | [Publisher Full Text](#) | [Free Full Text](#)
 59. Helsten DL, Ben Abdallah A, Avidan MS, *et al.*: **Methodologic Considerations for Collecting Patient-reported Outcomes from Unselected Surgical Patients.** *Anesthesiology.* 2016; 125(3): 495–504.
[PubMed Abstract](#) | [Publisher Full Text](#)
 60. Anesthesiologists ASO: **Standards for basic anesthetic monitoring.** 2015. (accessed 8/25/2016).
[Reference Source](#)
 61. Commission TJ: **Surgical Care Improvement Project Core Measure Set; Effective for Discharges January 1, 2014.** 2014; accessed 8/25 2016.
[Reference Source](#)
 62. Commission TJ: **Specifications Manual for National Hospital Inpatient Quality Measures.** 2016; accessed 8/25 2016.
[Reference Source](#)
 63. Anesthesiologists ASO: **Statement on the Surgical Care Improvement Project (SCIP).** 2015; accessed 8/25 2016.
[Reference Source](#)
 64. Fritz B, Chen Y, Murray-Torres TM, *et al.*: **Protocol for a retrospective study using machine learning techniques to develop forecasting algorithms for postoperative complications: the ACTFAST-2 study.** *BMJ Open.* 2018.
 65. Edwards KE, Hagen SM, Hannam J, *et al.*: **A randomized comparison between records made with an anesthesia information management system and by hand, and evaluation of the Hawthorne effect.** *Can J Anesth.* 2013; 60(10): 990–7.
[PubMed Abstract](#) | [Publisher Full Text](#)
 66. McCambridge J, Witton J, Elbourne DR: **Systematic review of the Hawthorne effect: new concepts are needed to study research participation effects.** *J Clin Epidemiol.* 2014; 67(3): 267–77.
[PubMed Abstract](#) | [Publisher Full Text](#) | [Free Full Text](#)
 67. McCarney R, Warner J, Iliffe S, *et al.*: **The Hawthorne Effect: a randomised, controlled trial.** *BMC Med Res Methodol.* 2007; 7: 30.
[PubMed Abstract](#) | [Publisher Full Text](#) | [Free Full Text](#)
 68. Schubert A, Eckhout GV, Ngo AL, *et al.*: **Status of the anesthesia workforce in 2011: evolution during the last decade and future outlook.** *Anesth Analg.* 2012; 115(2): 407–27.
[PubMed Abstract](#) | [Publisher Full Text](#)
 69. Gurusamy KS, Gluud C, Nikolova D, *et al.*: **Assessment of risk of bias in randomized clinical trials in surgery.** *Br J Surg.* 2009; 96(4): 342–9.
[PubMed Abstract](#) | [Publisher Full Text](#)
 70. Chan AW, Tetzlaff JM, Altman DG, *et al.*: **SPIRIT 2013 statement: defining standard protocol items for clinical trials.** *Ann Intern Med.* 2013; 158(3): 200–7.
[PubMed Abstract](#) | [Publisher Full Text](#) | [Free Full Text](#)
 71. Schulz KF, Moher D, Altman DG: **CONSORT 2010 comments.** *Lancet.* 2010; 376(9748): 1222–3.
[PubMed Abstract](#) | [Publisher Full Text](#)
 72. Taichman DB, Sahni P, Pinborg A, *et al.*: **Data Sharing Statements for Clinical Trials: A Requirement of the International Committee of Medical Journal Editors.** *JAMA.* 2017; 317(24): 2491–2492.
[PubMed Abstract](#) | [Publisher Full Text](#)

Open Peer Review

Current Referee Status:



Version 1

Referee Report 29 June 2018

doi:10.5256/f1000research.16217.r35259



Morten H. Bestle , **Christian Ari Dalby Sørensen**

Department of Anaesthesiology and Intensive Care, Nordsjællands Hospital - Hillerød, University of Copenhagen, Hillerød, Denmark

Thank you for the opportunity to review this paper.

In manuscript the authors describe a pilot randomized controlled trial that aims to demonstrate the implementation and utility of the anesthesiology control tower (ACT) in improving adherence to best care practices when compared to enhanced usual care. The authors propose to randomize 12,000 patients over the study period, with approximately 6,000 patients in the control arm and 6,000 patients in the intervention arm. Clinicians grouped in the intervention arm will be provided with real-time feedback based on the available electronic resources. Primary and secondary outcomes will be compared to the control group.

Page 3 paragraph 2: The authors state that some of the risks of perioperative adverse events may be a manifestation of either underlying patient pathology or the complexity of the surgical procedure itself. The authors could consider elaborating that statement in more details. How big is the proportion of underlying patient pathology and complex surgical procedures?

Page 3 paragraph 2: The authors state that prior studies have documented that deviation from evidence-based standards of care is common, and that deviation results in poorer patient outcomes. Which outcomes has been the focus of prior studies?

Page 3 paragraph 8: Why have you chosen these outcomes to be the primary outcomes?

Page 4 paragraph 2: The authors mentions that only patients undergoing surgery between 7:00 AM and 4:00 PM Monday through Friday will be included. Have you considered there could be a difference between elective and acute surgery. Are clinicians more prone to follow clinical guidelines at day time compared to night time?

Is the rationale for, and objectives of, the study clearly described?

Yes

Is the study design appropriate for the research question?

Yes

Are sufficient details of the methods provided to allow replication by others?

Yes

Are the datasets clearly presented in a useable and accessible format?

Yes

Competing Interests: No competing interests were disclosed.

Referee Expertise: Clinical research in intensive care medicine

We have read this submission. We believe that we have an appropriate level of expertise to confirm that it is of an acceptable scientific standard.

Referee Report 05 June 2018

doi:10.5256/f1000research.16217.r34272



Leif Saager , **Michael Burns**

University of Michigan, Ann Arbor, MI, USA

Thank you very much for the opportunity to review this innovative and timely submission. The manuscript is eloquently written and the study protocol comprehensively described; our comments are therefore few and minor.

In this article the authors present a study protocol for a randomized control trial in the field of intraoperative clinical decision support. The authors propose to randomize 12,000 patients to either intraoperative clinical decision support or enhanced intraoperative clinical decision support by utilizing a novel Anesthesia Control Tower (ACT) concept. Throughout the article the authors thoroughly present their pragmatic study with adequate details and a thoughtful patient-centric approach. Their identification of the complexity of the anesthetic practice and cognitive requirements is well founded, and their reference to the ICU remote monitoring systems is established.

On page 3, paragraph 1, the authors state that “10-40% of patients will experience some sort of postoperative surgical complication”. The citations mostly refer to elderly and/or high-risk surgical patients. Perhaps the authors could consider adding a reference for a general surgical population.

On page 4, the authors state the ACT will function only on days with at least 2 anesthesia providers available. Could this introduce bias into the study as on OR days with high volume, or complex cases requiring lower staffing ratios, the availability of staff for the ACT would be less likely?

On page 7, paragraph 2, the authors state an anticipated transition in electronic health records. In our experience, implementation of a new record keeping system can increase cognitive load, documentation errors, and lags in data acquisition. Our concern would be a possible compromise of study data. Do the authors have a contingency/transition plan available?

On page 8, the authors base the sample size calculation on core temperature measurements. The rest of the manuscript is less specific as to the site of temperature measurement. Will only core temperatures be utilized in this study?

On page 9, paragraph 2, the authors propose an innovative educational curriculum. Would the authors consider providing more detail on the implementation and evaluation of this component?

In Table 2, the authors describe secondary outcomes. Would it be possible to add an appendix to provide definitions for these parameters or reference NSQIP/STS documents as the source of these definitions?

Is the rationale for, and objectives of, the study clearly described?

Yes

Is the study design appropriate for the research question?

Yes

Are sufficient details of the methods provided to allow replication by others?

Yes

Are the datasets clearly presented in a useable and accessible format?

Yes

Competing Interests: No competing interests were disclosed.

We have read this submission. We believe that we have an appropriate level of expertise to confirm that it is of an acceptable scientific standard.

The benefits of publishing with F1000Research:

- Your article is published within days, with no editorial bias
- You can publish traditional articles, null/negative results, case reports, data notes and more
- The peer review process is transparent and collaborative
- Your article is indexed in PubMed after passing peer review
- Dedicated customer support at every stage

For pre-submission enquiries, contact research@f1000.com

F1000Research