

Washington University School of Medicine

Digital Commons@Becker

---

Open Access Publications

---

2019

## Use of the WHO Access, Watch, and Reserve classification to define patterns of hospital antibiotic use (AWaRe): An analysis of paediatric survey data from 56 countries

Yingfen Hsia

*St George's University of London*

Brian R. Lee

*Children's Mercy Kansas City*

Ann Versporten

*University of Antwerp*

Yonghong Yang

*Capital Medical University*

Julia Bielicki

*St George's University of London*

*See next page for additional authors*

Follow this and additional works at: [https://digitalcommons.wustl.edu/open\\_access\\_pubs](https://digitalcommons.wustl.edu/open_access_pubs)

**Please let us know how this document benefits you.**

---

### Recommended Citation

Hsia, Yingfen; Lee, Brian R.; Versporten, Ann; Yang, Yonghong; Bielicki, Julia; Jackson, Charlotte; Newland, Jason; Goossens, Herman; Magrini, Nicola; and Sharland, Mike, "Use of the WHO Access, Watch, and Reserve classification to define patterns of hospital antibiotic use (AWaRe): An analysis of paediatric survey data from 56 countries." *Lancet Global Health*. 7, 7. e861-e871. (2019).  
[https://digitalcommons.wustl.edu/open\\_access\\_pubs/7948](https://digitalcommons.wustl.edu/open_access_pubs/7948)

This Open Access Publication is brought to you for free and open access by Digital Commons@Becker. It has been accepted for inclusion in Open Access Publications by an authorized administrator of Digital Commons@Becker. For more information, please contact [vanam@wustl.edu](mailto:vanam@wustl.edu).

---

## Authors

Yingfen Hsia, Brian R. Lee, Ann Versporten, Yonghong Yang, Julia Bielicki, Charlotte Jackson, Jason Newland, Herman Goossens, Nicola Magrini, and Mike Sharland

# Use of the WHO Access, Watch, and Reserve classification to define patterns of hospital antibiotic use (AWaRe): an analysis of paediatric survey data from 56 countries



Yingfen Hsia, Brian R Lee, Ann Versporten, Yonghong Yang, Julia Bielicki, Charlotte Jackson, Jason Newland, Herman Goossens, Nicola Magrini, Mike Sharland on behalf of the GARPEC and Global-PPS networks\*



## Summary

**Background** Improving the quality of hospital antibiotic use is a major goal of WHO's global action plan to combat antimicrobial resistance. The WHO Essential Medicines List Access, Watch, and Reserve (AWaRe) classification could facilitate simple stewardship interventions that are widely applicable globally. We aimed to present data on patterns of paediatric AWaRe antibiotic use that could be used for local and national stewardship interventions.

**Methods** 1-day point prevalence survey antibiotic prescription data were combined from two independent global networks: the Global Antimicrobial Resistance, Prescribing, and Efficacy in Neonates and Children and the Global Point Prevalence Survey on Antimicrobial Consumption and Resistance networks. We included hospital inpatients aged younger than 19 years receiving at least one antibiotic on the day of the survey. The WHO AWaRe classification was used to describe overall antibiotic use as assessed by the variation between use of Access, Watch, and Reserve antibiotics, for neonates and children and for the commonest clinical indications.

**Findings** Of the 23 572 patients included from 56 countries, 18 305 were children (77·7%) and 5267 were neonates (22·3%). Access antibiotic use in children ranged from 7·8% (China) to 61·2% (Slovenia) of all antibiotic prescriptions. The use of Watch antibiotics in children was highest in Iran (77·3%) and lowest in Finland (23·0%). In neonates, Access antibiotic use was highest in Singapore (100·0%) and lowest in China (24·2%). Reserve antibiotic use was low in all countries. Major differences in clinical syndrome-specific patterns of AWaRe antibiotic use in lower respiratory tract infection and neonatal sepsis were observed between WHO regions and countries.

**Interpretation** There is substantial global variation in the proportion of AWaRe antibiotics used in hospitalised neonates and children. The AWaRe classification could potentially be used as a simple traffic light metric of appropriate antibiotic use. Future efforts should focus on developing and evaluating paediatric antibiotic stewardship programmes on the basis of the AWaRe index.

**Funding** GARPEC was funded by the PENTA Foundation. GARPEC-China data collection was funded by the Sanming Project of Medicine in Shenzhen (SZSM2015120330). bioMérieux provided unrestricted funding support for the Global-PPS.

**Copyright** © 2019 The Author(s). Published by Elsevier Ltd. This is an Open Access article under the CC BY-NC-ND 4.0 license.

## Introduction

Antimicrobial resistance is a rapidly emerging global public health crisis. In response, the World Health Organization has published a global action plan on antimicrobial resistance,<sup>1</sup> one of the aims of which is to optimise the use of antimicrobials. Knowledge gaps about the global use of antibiotics need to be addressed to inform the implementation and monitoring of antimicrobial stewardship activities. In 2014, WHO recommended improved surveillance of antibiotic use as one of its key strategies.<sup>2</sup> Children are high users of antibiotics, but very little progress has been made with developing paediatric antibiotic stewardship programmes. One of the difficulties with developing such programmes is that the defined daily dose method used in adult antibiotic surveillance is not suitable for

use in neonates and children, who have widely variable bodyweights.<sup>3,4</sup> In March, 2017, the WHO Essential Medicines List (EML) Working Group classified antibiotics in the EML for Children (EMLc) into three groups: Access, Watch, and Reserve.<sup>5</sup> The Access group contains generally narrow-spectrum antibiotics recommended as first and second choice for most common clinical infection syndromes. The Watch group contains generally broader spectrum antibiotic classes corresponding to the highest priority agents on the list of critically important antimicrobial drugs for human medicine.<sup>6</sup> The Reserve group consists of last-resort antibiotics for targeted use in multidrug-resistant infections. These groups are collectively known as the AWaRe classification,<sup>7</sup> and traffic light colour codes have been suggested to indicate the different categories:

*Lancet Glob Health* 2019;  
7: e861-71

See [Comment](#) page e811

\*Members are listed in the Acknowledgments

Paediatric Infectious Diseases Research Group, Institute for Infection and Immunity, St George's University of London, London, UK (Y Hsia PhD, J Bielicki MD, C Jackson PhD, M Sharland MD); Children's Mercy Kansas City, MO, USA (B R Lee PhD); Laboratory of Medical Microbiology, Vaccine and Infectious Disease Institute (VAXINFECTIO), Faculty of Medicine and Health Science, University of Antwerp, Antwerp, Belgium (A Versporten MPH, H Goossens PhD); Laboratory of Microbiology and Immunology, Beijing Children's Hospital, Capital Medical University, Beijing, China (Y Yang PhD); Department of Internal Medicine, Shenzhen Children's Hospital, Shenzhen, China (Y Yang); Paediatric Pharmacology and Paediatric Infectious Diseases, University of Basel Children's Hospital, Basel, Switzerland (J Bielicki); Department of Pediatrics, Washington University in St Louis Children's Hospital, St Louis, MO, USA (J Newland MD); and Department of Essential Medicines and Health Products, WHO, Geneva, Switzerland (N Magrini MD)

Corresponding author:  
Dr Yingfen Hsia, Paediatric Infectious Diseases Research Group, St George's University of London, London SW17 0RE, UK  
yhsia@sgul.ac.uk

### Research in context

#### Evidence before this study

Data on patterns of antibiotic use in the paediatric population are mainly from high-income countries, whereas data from low-income and middle-income countries are scarce. We searched MEDLINE and Embase with the terms “point prevalence survey”, “antibiotic”, “pediatric”, “children”, and “neonate”, with age restriction (0–18 years) and no language restrictions; results were restricted to those published before April 14, 2018. A total of 17 relevant articles were included, of which one study was done through the European Surveillance of Antimicrobial Consumption project, 12 studies through the Antimicrobial Resistance and Prescribing in European Children network, and two were Indian studies from the Global Antimicrobial Resistance, Prescribing and Efficacy in Neonates and Children network. One study was done in Italian children's hospitals, collecting data from patients hospitalised for more than 48 h by reviewing medical charts. A multicentre point prevalence survey (PPS) was done to assess inappropriate antibiotic use in hospitalised children in Turkey. These studies reported antibiotic prescribing patterns by means of the Anatomical Therapeutic Chemical classification. In March, 2017, the WHO Essential Medicines List for Children (EMLc) was updated and released a new antibiotic classification: Access, Watch, and Reserve (known as the AWaRe classification). We could identify no previous antibiotic use studies that applied the AWaRe classification in the inpatient paediatric population.

#### Added value of this study

We combined PPS data from three different study groups that all used similar methods. We applied the AWaRe classification to assess total and condition-specific patterns of antibiotic use for

neonates and children in the hospital setting. Our study has shown the substantial variations of overall AWaRe antibiotics use in this population. Previous antibiotic stewardship programmes have used the defined daily dose system as the main tool to monitor patterns of antibiotic use. However, defined daily dose is complex and requires specialist knowledge of pharmacological and therapeutic systems. Additionally, defined daily dose cannot be applied to measure antibiotic use in the paediatric population owing to the wide variation in weights in hospitalised children. This study suggests that the AWaRe classification might be a simpler metric, and it could potentially be used in hospital antibiotic stewardship activities to monitor or compare antibiotic use between and within hospitals. Furthermore, the AWaRe classification could be a simple easy to understand indicator for clinicians and policy makers to identify issues of inappropriate antibiotic use and develop more specific guidance for antibiotic stewardship activities.

#### Implications of all the available evidence

We have shown that it is feasible to combine global PPSs originating from different study partners and subsequently categorise both overall and condition-specific patterns of antibiotic use by the AWaRe classification. Limitations include specific issues with the PPS methodology and the survey being biased towards long-stay patients when doing repeated PPS. Additionally, antibiotics not listed on the EMLc are not classified into an AWaRe category. Further refinement of the categories is required to take into account global patterns of use and formally evaluate this new method in stewardship programmes.

Access antibiotics (green), Watch antibiotics (amber), and Reserve antibiotics (red).

Standardised data collection is necessary to better understand contemporary antibiotic use among neonates and children worldwide and support the development of simple, globally applicable paediatric antibiotic stewardship programmes. Data on antibiotic use in children are mainly from high-income countries (HICs) and remain scarce from low-income and middle-income countries (LMICs).<sup>1</sup> WHO's global action plan highlighted a need for antimicrobial resistance surveillance networks and centres to collaborate to create or strengthen coordinated regional and global surveillance.<sup>2</sup> In this Article, we report on such a collaborative approach, combining paediatric data collected in HICs and LMICs from the Global Antimicrobial Resistance, Prescribing, and Efficacy in Neonates and Children (GARPEC) network and the Global Point Prevalence Survey on Antimicrobial Consumption and Resistance (Global-PPS) network. Specifically, this study aimed to describe antibiotic use in hospitalised neonates and children by combining data from the Global-PPS

and GARPEC networks and establish the feasibility of applying the new WHO AWaRe classification to classify specific antibiotic use for total and clinical infection syndrome in this population.

## Methods

### Data sources

Data were obtained from the GARPEC and Global-PPS networks. Both of these datasets come from point prevalence surveys (PPSs) of antibiotic use in hospitalised neonates and children. The PPS method has been used extensively to measure antimicrobial use in hospitalised adults and children.<sup>8–10</sup> In both networks, participating centres contributed data voluntarily and received no financial incentives. This study was considered a clinical audit. Each participating hospital received local ethics approval if required. All data were anonymised without patient identifiers.

### Data collection procedures

In 2015, a 1-day pilot PPS was done over 2 months in 11 countries that were part of the GARPEC network

(Americas: three countries, four hospitals; Africa: one country, one hospital; Eastern Mediterranean: one country, one hospital; Europe: two countries, two hospitals; Western Pacific: two countries, four hospitals; South-East Asia: two countries, three hospitals). Following the pilot PPS study, four full-scale 1-day GARPEC PPSs were done between February, 2016, and February, 2017: February–March, 2016, May–June, 2016, September–October, 2016, and December, 2016–February, 2017. In total, 116 hospitals from 24 countries participated in at least one wave of the PPSs between 2015 and 2017 (Europe: ten countries, 34 hospitals; Americas: three countries, 39 hospitals; Western Pacific: five countries, 25 hospitals; Africa: three countries, five hospitals; South-East Asia: two countries, 12 hospitals; Eastern Mediterranean: one country, one hospital). Patient demographics (age, gender, bodyweight), comorbidity, antimicrobial agents, dose, frequency, route of administration, empirical or targeted treatment, and reasons for treatment were collected. Information on gestational age and birthweight were collected for neonates. The information collected in the pilot study was similar to that of the main waves of PPSs. GARPEC-data were collected via REDCap (Research Electronic Data Capture, Vanderbilt University, Nashville, TN, USA), a web-based application through which participating centres entered data online. All data were anonymised and linked only to an identification number unique to each participating centre. Additionally, 31 hospitals in the Sharing Antimicrobial Reports for Pediatrics Stewardship (SHARPS) project—a national antimicrobial stewardship

collaboration between children's hospitals in the USA<sup>11</sup>—agreed to do a PPS using the GARPEC method and contribute their PPS data to the GARPEC network between June, 2016, and July, 2017.

A pilot Global-PPS was done between October and November, 2014. By means of a standardised surveillance method, detailed data on hospitalised adults, neonates, and children receiving an antimicrobial on the day of the survey were collected between January and September, 2015, from 335 hospitals in 53 countries: Europe (24 countries; 214 hospitals); Africa (five countries; 12 hospitals), Asia (16 countries; 57 hospitals), the Americas (six countries; 43 hospitals), and Oceania (two countries; nine hospitals). A web-based application was used for data entry, validation, and reporting designed by the University of Antwerp. Further details have been published elsewhere.<sup>10</sup>

We combined the GARPEC-PPS, SHARPS-PPS, and Global-PPS paediatric data for analysis. We only present variables that were collected in all datasets, including patient demographics, antibiotic use (type, route of administration, frequency of use), type of treatment (empirical or targeted treatment), and diagnosis. Neonates were defined as aged 30 days or younger and children were aged between 30 days and younger than 19 years. Antibiotic drugs were coded on the basis of the WHO Anatomical Therapeutic Chemical (ATC) classification system.<sup>12</sup> We included antibiotics classified as antibacterials for systemic use (ATC code: J01). Prescriptions for antifungal (ATC code: J02), antiviral (ATC code: J05), and drugs for tuberculosis (ATC code: J04) treatment were

For more on the web-based application see [www.global-pps.com](http://www.global-pps.com)

Africa 5 countries; 12 hospitals; 906 prescriptions	Americas 6 countries; 63 hospitals; 13 610 prescriptions	Eastern Mediterranean 6 countries; 10 hospitals; 817 prescriptions	Europe 28 countries; 160 hospitals; 7092 prescriptions	South-East Asia 2 countries; 10 hospitals; 995 prescriptions	Western Pacific 7 countries; 44 hospitals; 3863 prescriptions
<ul style="list-style-type: none"> <li>Ceftriaxone 109 (12.0%)</li> <li>Gentamicin 91 (10.0%)</li> <li>Ampicillin 69 (7.6%)</li> <li>Sulfamethoxazole-trimethoprim 66 (7.3%)</li> <li>Amoxicillin 58 (6.4%)</li> <li>Metronidazole 50 (5.5%)</li> <li>Cefuroxime 48 (5.3%)</li> <li>Amoxicillin and inhib 44 (4.9%)</li> <li>Meropenem 41 (4.5%)</li> <li>Ciprofloxacin 34 (3.8%)</li> <li>Vancomycin 25 (2.8%)</li> <li>Cloxacillin 23 (2.5%)</li> <li>Cefotaxime 23 (2.5%)</li> <li>Amikacin 23 (2.5%)</li> <li>Ertapenem 20 (2.2%)</li> <li>Azithromycin 19 (2.1%)</li> <li>Benzylpenicillin 15 (1.7%)</li> <li>Clindamycin 13 (1.4%)</li> <li>Chloramphenicol 13 (1.4%)</li> <li>Erythromycin 12 (1.3%)</li> <li>Sulfamoxole-trimethoprim 11 (1.2%)</li> <li>Piperacillin and inhib 10 (1.1%)</li> </ul>	<ul style="list-style-type: none"> <li>Sulfamethoxazole-trimethoprim 1510 (11.1%)</li> <li>Ceftriaxone 1329 (9.8%)</li> <li>Vancomycin 1284 (9.4%)</li> <li>Piperacillin and inhib 865 (6.4%)</li> <li>Cefepime 844 (6.2%)</li> <li>Clindamycin 810 (6.0%)</li> <li>Cefazolin 746 (5.5%)</li> <li>Metronidazole 641 (4.7%)</li> <li>Meropenem 570 (4.2%)</li> <li>Amoxicillin 443 (3.3%)</li> <li>Azithromycin 431 (3.2%)</li> <li>Ampicillin 370 (2.7%)</li> <li>Erythromycin 363 (2.7%)</li> <li>Ceftazidime 323 (2.4%)</li> <li>Amoxicillin and inhib 321 (2.4%)</li> <li>Tobramycin 296 (2.2%)</li> <li>Ciprofloxacin 283 (2.1%)</li> <li>Amoxicillin and inhib 276 (2.0%)</li> <li>Gentamicin 223 (1.6%)</li> <li>Amikacin 192 (1.4%)</li> <li>Levofloxacin 173 (1.3%)</li> </ul>	<ul style="list-style-type: none"> <li>Ceftriaxone 198 (24.2%)</li> <li>Vancomycin 69 (8.5%)</li> <li>Metronidazole 60 (7.3%)</li> <li>Cefotaxime 55 (6.7%)</li> <li>Amikacin 47 (5.8%)</li> <li>Piperacillin and inhib 39 (4.8%)</li> <li>Meropenem 38 (4.7%)</li> <li>Azithromycin 28 (3.4%)</li> <li>Ampicillin 27 (3.3%)</li> <li>Gentamicin 26 (3.2%)</li> <li>Clindamycin 25 (3.1%)</li> <li>Sulfamethoxazole-trimethoprim 24 (2.9%)</li> <li>Cefuroxime 21 (2.6%)</li> <li>Amoxicillin 19 (2.3%)</li> <li>Penicillins combination 15 (1.8%)</li> <li>Ciprofloxacin 13 (1.6%)</li> <li>Teicoplanin 12 (1.5%)</li> <li>Imipenem and inhib 11 (1.4%)</li> <li>Clarithromycin 11 (1.4%)</li> </ul>	<ul style="list-style-type: none"> <li>Ceftriaxone 714 (10.1%)</li> <li>Amoxicillin and inhib 646 (9.1%)</li> <li>Sulfamethoxazole-trimethoprim 481 (6.8%)</li> <li>Piperacillin and inhib 395 (5.6%)</li> <li>Cefuroxime 343 (4.8%)</li> <li>Meropenem 333 (4.7%)</li> <li>Gentamicin 303 (4.3%)</li> <li>Cefotaxime 289 (4.1%)</li> <li>Metronidazole 263 (3.7%)</li> <li>Vancomycin 260 (3.7%)</li> <li>Amoxicillin 254 (3.6%)</li> <li>Azithromycin 242 (3.4%)</li> <li>Amikacin 234 (3.3%)</li> <li>Cefazolin 218 (3.1%)</li> <li>Ciprofloxacin 205 (2.9%)</li> <li>Ceftazidime 195 (2.8%)</li> <li>Clarithromycin 156 (2.2%)</li> <li>Teicoplanin 121 (1.7%)</li> <li>Trimethoprim 103 (1.5%)</li> <li>Flucloxacillin 102 (1.4%)</li> <li>Tobramycin 89 (1.3%)</li> <li>Clindamycin 89 (1.3%)</li> <li>Colistin 80 (1.1%)</li> <li>Ampicillin and inhib 72 (1.0%)</li> </ul>	<ul style="list-style-type: none"> <li>Ceftriaxone 153 (15.4%)</li> <li>Meropenem 99 (10.0%)</li> <li>Amoxicillin and inhib 89 (8.9%)</li> <li>Cefotaxime 79 (7.9%)</li> <li>Amikacin 74 (7.4%)</li> <li>Metronidazole 50 (5.0%)</li> <li>Vancomycin 35 (3.5%)</li> <li>Sulfamethoxazole-trimethoprim 34 (3.4%)</li> <li>Piperacillin and inhib 33 (3.3%)</li> <li>Cefoperazone combination 30 (3.0%)</li> <li>Colistin 25 (2.5%)</li> <li>Ciprofloxacin 25 (2.5%)</li> <li>Amoxicillin 25 (2.5%)</li> <li>Ofloxacin 24 (2.4%)</li> <li>Cefazolin 23 (2.3%)</li> <li>Cefuroxime 19 (1.9%)</li> <li>Ceftazidime 19 (1.9%)</li> <li>Azithromycin 19 (1.9%)</li> <li>Cefixime 12 (1.2%)</li> <li>Levofloxacin 11 (1.1%)</li> <li>Ampicillin 10 (1.0%)</li> <li>Piperacillin 9 (0.9%)</li> </ul>	<ul style="list-style-type: none"> <li>Azithromycin 455 (11.8%)</li> <li>Ceftriaxone 333 (8.6%)</li> <li>Latamoxef 258 (6.7%)</li> <li>Sulfamethoxazole-trimethoprim 234 (6.1%)</li> <li>Meropenem 207 (5.4%)</li> <li>Amoxicillin and inhib 197 (5.1%)</li> <li>Erythromycin 179 (4.6%)</li> <li>Piperacillin and inhib 166 (4.3%)</li> <li>Cefoperazone combination 164 (4.3%)</li> <li>Vancomycin 136 (3.5%)</li> <li>Cefixime 130 (3.4%)</li> <li>Cefazolin 114 (3.0%)</li> <li>Cefuroxime 113 (2.9%)</li> <li>Cefotiam 74 (1.9%)</li> <li>Cefotaxime 64 (1.7%)</li> <li>Mezlocillin 62 (1.6%)</li> <li>Cefepime 61 (1.6%)</li> <li>Imipenem and inhib 48 (1.2%)</li> <li>Ceftazidime 48 (1.2%)</li> <li>Mezlocillin-sulbactam 45 (1.2%)</li> <li>Linezolid 45 (1.2%)</li> <li>Cefmenoxime 44 (1.1%)</li> <li>Gentamicin 42 (1.1%)</li> <li>Ampicillin 42 (1.1%)</li> <li>Metronidazole 40 (1.0%)</li> <li>Ceftriaxone comb. 39 (1.0%)</li> <li>Amoxicillin 37 (1.0%)</li> <li>Cefoperazone 35 (0.9%)</li> <li>Ampicillin and inhib 34 (0.9%)</li> <li>Flucloxacillin 29 (0.8%)</li> </ul>
<ul style="list-style-type: none"> <li>Access group antibiotics</li> <li>Watch group antibiotics</li> <li>Reserve group antibiotics</li> <li>Unclassified antibiotics</li> </ul>					

Figure 1: Regional patterns of AWARe antibiotic prescribing to children by drug utilisation 90%  
AWARe=Access, Watch, and Reserve. inhib=inhibitor.

Africa 4 countries; 10 hospitals; 479 prescriptions	Americas 7 countries; 66 hospitals; 1884 prescriptions	Eastern Mediterranean 6 countries; 11 hospitals; 194 prescriptions	Europe 28 countries; 116 hospitals; 1890 prescriptions	South-East Asia 2 countries; 12 hospitals; 509 prescriptions	Western Pacific 6 countries; 28 hospitals; 1298 prescriptions
Gentamicin 138 (28.8%) Ampicillin 79 (16.5%) Meropenem 61 (12.7%) Ceftriaxone 41 (8.6%) Cefotaxime 24 (5.0%) Benzylpenicillin 24 (5.0%) Amikacin 16 (3.3%) Vancomycin 15 (3.1%) Ciprofloxacin 9 (1.9%) Metronidazole 8 (1.7%) Cefuroxime 8 (1.7%) Ceftazidime 8 (1.7%)	Ampicillin 549 (29.1%) Gentamicin 415 (22.0%) Vancomycin 122 (6.5%) Cefotaxime 103 (5.5%) Cefazolin 103 (5.5%) Piperacillin and inhib 68 (3.6%) Ceftazidime 64 (3.4%) Amikacin 59 (3.1%) Amoxicillin 52 (2.8%) Cefepime 51 (2.7%) Metronidazole 39 (2.1%) Meropenem 39 (2.1%) Clindamycin 36 (1.9%)	Ampicillin 46 (23.7%) Cefotaxime 28 (14.4%) Gentamicin 22 (11.3%) Vancomycin 18 (9.3%) Amikacin 16 (8.3%) Meropenem 15 (7.7%) Ceftriaxone 9 (4.6%) Penicillins combination 7 (3.6%) Metronidazole 6 (3.1%) Ceftazidime 5 (2.6%) Ampicillin combination 5 (2.6%) Teicoplanin 3 (1.6%) Ofloxacin 3 (1.6%) Cloxacillin 2 (1.0%) Azithromycin 2 (1.0%) Amoxicillin 2 (1.0%) Piperacillin and inhib 1 (0.5%) Imipenem and inhib 1 (0.5%) Erythromycin 1 (0.5%) Clarithromycin 1 (0.5%) Ciprofloxacin 1 (0.5%)	Gentamicin 371 (19.6%) Ampicillin 317 (16.8%) Benzylpenicillin 176 (9.3%) Vancomycin 149 (7.9%) Amikacin 140 (7.4%) Cefotaxime 128 (6.8%) Meropenem 77 (4.1%) Amoxicillin 68 (3.6%) Metronidazole 37 (2.0%) Flucloxacillin 37 (2.0%) Tobramycin 36 (1.9%) Piperacillin and inhib 34 (1.8%) Amoxicillin and inhib 34 (1.8%) Ceftriaxone 31 (1.6%) Netilmicin 28 (1.5%) Cefuroxime 25 (1.3%) Teicoplanin 21 (1.1%)	Ampicillin 88 (17.3%) Gentamicin 80 (15.7%) Amikacin 72 (14.2%) Meropenem 58 (11.4%) Piperacillin and inhib 43 (8.5%) Cefotaxime 32 (6.3%) Vancomycin 24 (4.7%) Cefoperazone combination 16 (3.1%) Ceftriaxone 15 (3.0%) Ciprofloxacin 13 (2.6%) Colistin 10 (2.0%) Ofloxacin 8 (1.6%)	Amoxicillin and inhib 214 (16.5%) Ceftazidime 194 (15.0%) Meropenem 132 (10.2%) Latamoxef 110 (8.5%) Benzylpenicillin 90 (6.9%) Gentamicin 86 (6.6%) Cefotaxime 52 (4.0%) Ceftazidime 43 (3.3%) Vancomycin 39 (3.0%) Ceftriaxone 32 (2.5%) Ampicillin 31 (2.4%) Flucloxacillin 30 (2.3%) Erythromycin 27 (2.1%) Piperacillin and inhib 24 (1.9%) Cefepime 23 (1.8%) Cefoperazone combination 21 (1.6%) Mezlocillin-sulbactam 18 (1.4%)

■ Access group antibiotics  
 ■ Watch group antibiotics  
 ■ Reserve group antibiotics  
 ■ Unclassified antibiotics

**Figure 2: Regional patterns of AWARe antibiotic prescribing to neonates by drug utilisation 90%**  
 AWARe=Access Watch, and Reserve. inhib=inhibitor.

	Children (>1 month)	Neonates (≤30 days)
Bacterial lower respiratory tract infection	21.3%	12.5%
Prophylaxis for medical problems	17.0%	8.1%
Prophylaxis for surgical disease	9.4%	6.5%
Other	7.0%	5.2%
Sepsis	6.0%	28.3%
Febrile neutropenia or fever	5.1%	..
Gastrointestinal tract infections	4.9%	4.2%
Skin or soft tissue infections*	4.7%	2.7%
Urinary tract infections	3.8%	..
Upper respiratory tract infections	3.3%	..
Newborn prophylaxis for newborn risk factors	..	12.8%
CNS infections	..	4.3%
Newborn prophylaxis for maternal risk factors	..	4.2%

\*Includes surgical site infection and burns.

**Table: Most frequently reported clinical indications for antibiotic prescribing in children and neonates**

excluded, as were antibiotics for topical use. Diagnoses were recorded slightly differently in the two datasets and were reviewed and unified by a paediatric infectious diseases consultant (JB). The mapped diagnoses are presented in the appendix.

Antibiotics were classified as Access, Watch, and Reserve on the basis of the EMLc (appendix).<sup>7</sup> Some antibiotics for specific clinical indications are listed by WHO in both the Access and Watch groups; these were classified as Watch antibiotics in our analyses. Antibiotics not included in any of the Access, Watch, and Reserve groups were defined as unclassified. This group includes all antibiotics not listed on the EMLc such as second-generation cephalosporins (ATC code: J01DC) and combinations of antimicrobials (ATC code: J01RA).

## Statistical analysis

Descriptive analyses were done separately for neonates and children. We described patterns of antibiotic use by using drug utilisation 90%, defined as the number of antibiotics that accounted for 90% of the total of antibiotics prescribed.<sup>13</sup> The proportion of antibiotic use in each AWARe category was calculated as the total number of Access, Watch, or Reserve prescriptions during the survey divided by the total number of antibiotic prescriptions, stratified by country and WHO region.

We then applied the AWARe classification to treatment of the two most common clinical diagnoses, lower respiratory tract infection in children and sepsis in neonates.<sup>8,9</sup> Prescriptions with missing data on patient demographics (eg, age and gender) were excluded from the analyses. Countries with a total number of prescriptions below the 25th percentile were included in the analyses but excluded from the graph presentations. Data management and analyses were done by means of Stata SE software version 14.0.

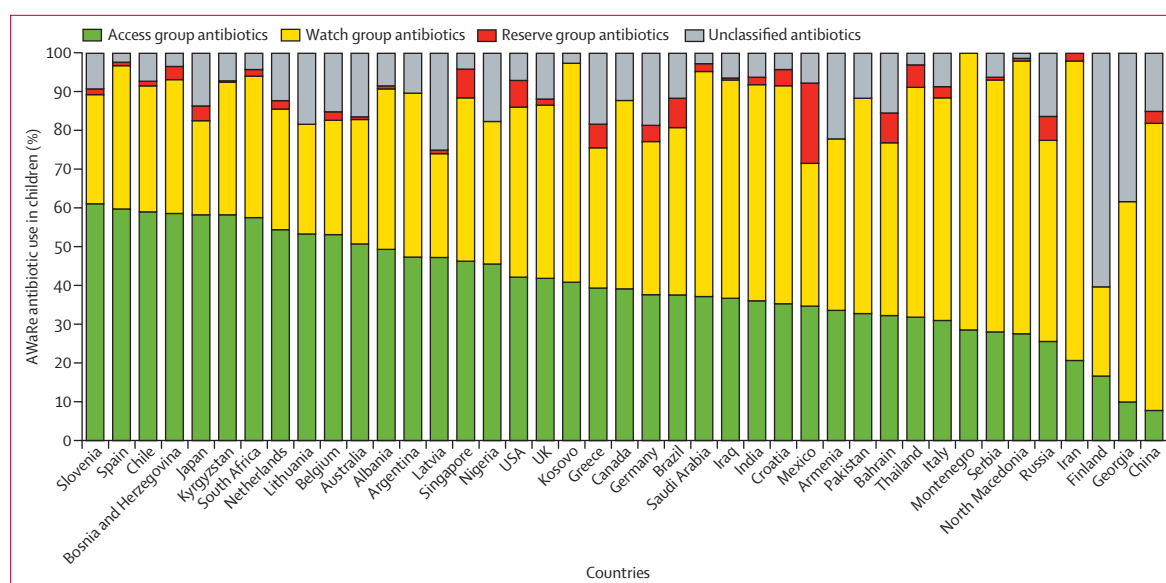
## Role of the funding source

The sponsors of this study had no role in the study design, data collection, data analysis, data interpretation, or drafting of the manuscript. The corresponding author has full access to the final GAREC dataset and access to a subset of completely anonymised Global-PPS data at institutional, ward, and patient level. The corresponding author has full responsibility for the decision to submit for publication.

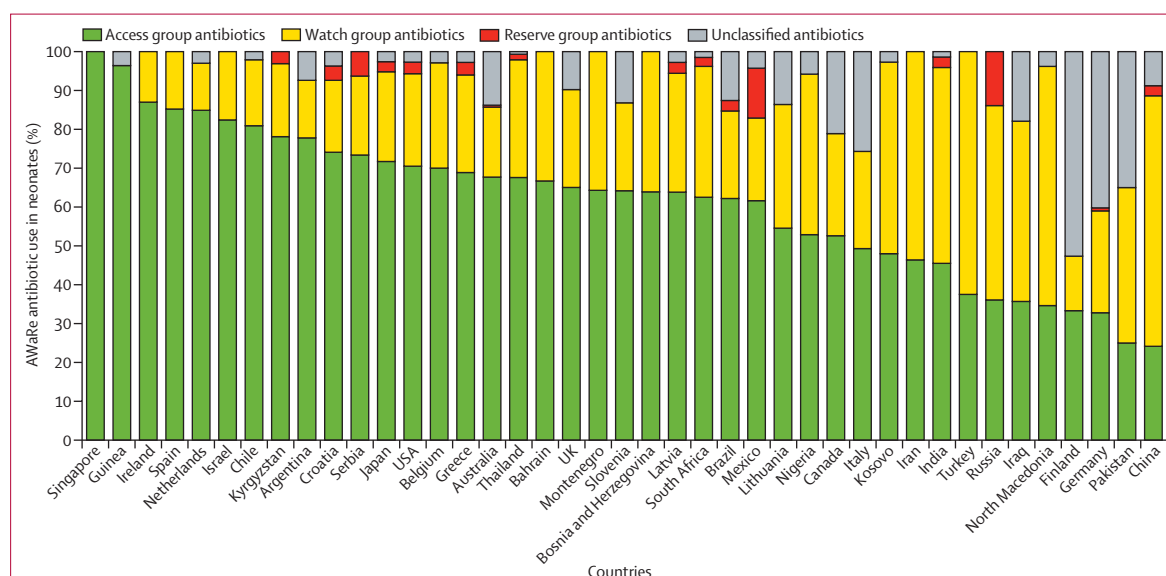
## Results

A total of 23 572 patients were included from 56 countries, of whom 18 305 (77.3%) were children and 5267 (22.3%) neonates. A full list of included countries and hospitals is given in the appendix. The majority of participating

See Online for appendix



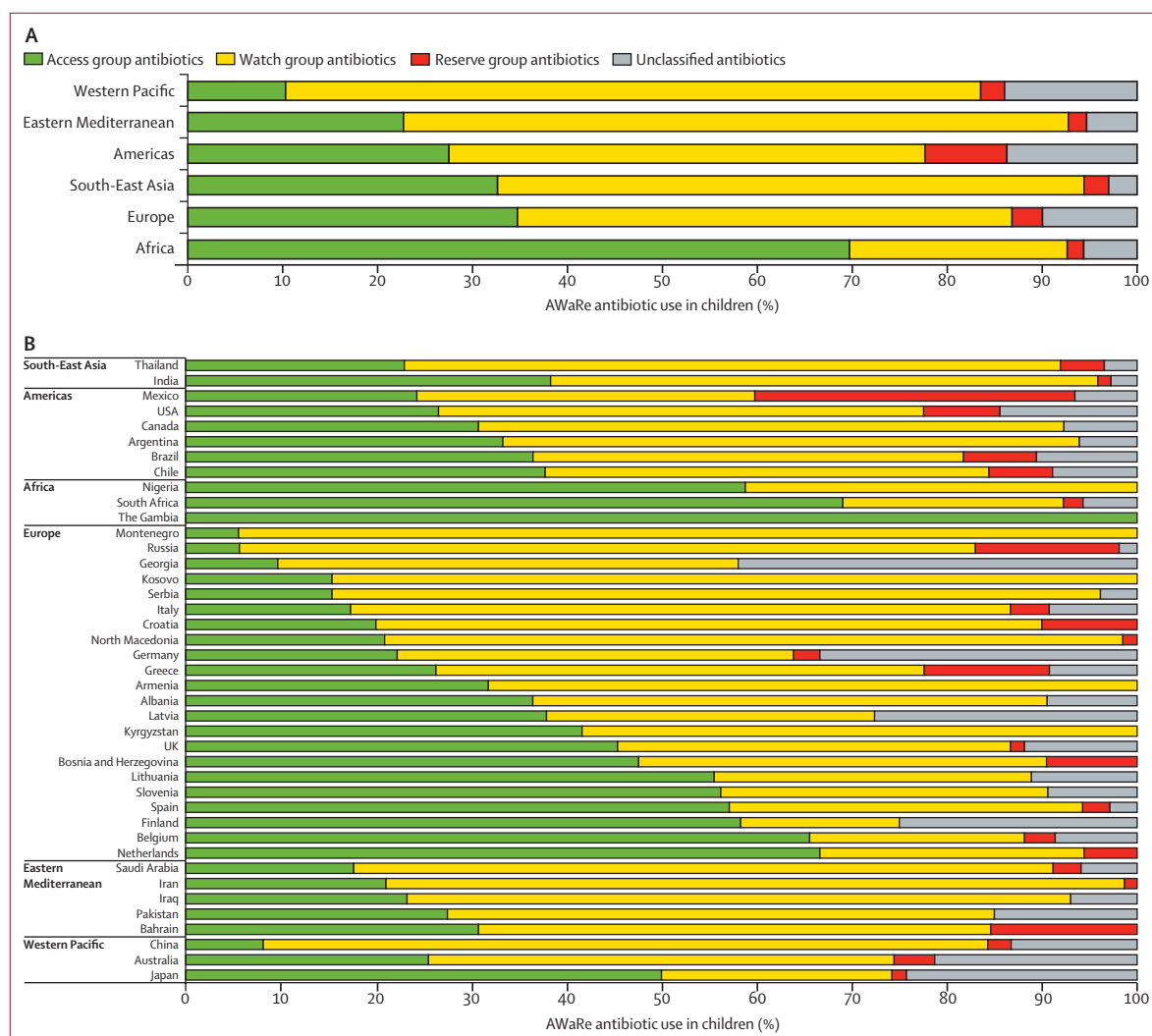
**Figure 3: Percentage of total antibiotic use in children by WHO AwaRe classification by country**  
Only countries with prescriptions >25th percentile are included. AwaRe=Access, Watch, and Reserve.



**Figure 4: Percentage of total antibiotic use in neonates by WHO AwaRe classification by country**  
Only countries with prescriptions >25th percentile are included. AwaRe=Access, Watch, and Reserve.

centres were from HICs (29 of 56), with 19 from upper-middle-income countries and eight from lower-middle-income countries. Figure 1 shows the variation between WHO regions in antibiotic prescribing to children. Ceftriaxone was the most commonly prescribed antibiotic to hospitalised children in Africa, the Eastern Mediterranean, Europe, and South-East Asia. Sulfamethoxazole-trimethoprim was the most commonly prescribed to children in the Americas and azithromycin in the Western Pacific region (figure 1). Gentamicin and ampicillin were commonly prescribed to hospitalised neonates in most

regions (Africa, the Americas, the Eastern Mediterranean, Europe, and South-East Asia; figure 2). In the Western Pacific region, the use of amoxicillin and  $\beta$ -lactamase inhibitor, ceftizoxime, and meropenem were high among hospitalised neonates (figure 2). Overall, lower respiratory tract infection, prophylaxis for medical problems, and prophylaxis for surgical disease were the most common diagnoses for children receiving antibiotics (table). Sepsis, newborn prophylaxis for newborn risk factors, and lower respiratory tract infection were the most common diagnoses for neonates.



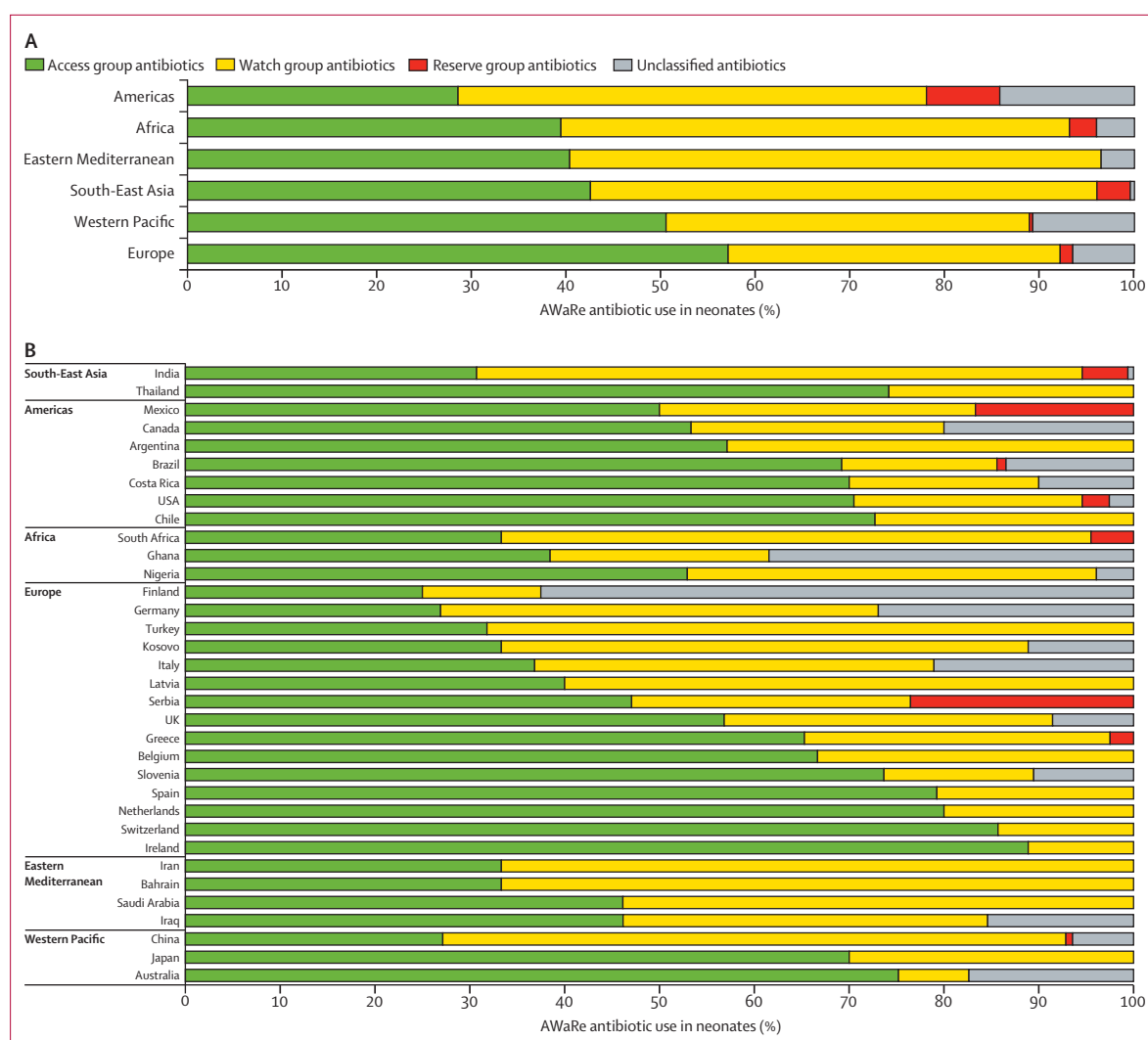
**Figure 5: Percentage of antibiotic use for children with lower respiratory tract infection**

(A) AWARe classification and WHO region. (B) Percentage of antibiotic use for children with lower respiratory tract infection by AWARe classification by WHO region and country. AWARe=Access, Watch, and Reserve.

Figure 3 shows the overall percentage of AWARe antibiotics in hospitalised children by country. Slovenia had the highest percentage of Access antibiotic use (61.2%), followed by Spain (59.8%) and Chile (59.0%). China had the lowest percentage of Access antibiotic use (7.8%) among the included countries. The percentage of Watch antibiotic use in children was high in Iran (77.3%), China (74.1%), Montenegro (71.4%), and Macedonia (70.4%). The specific Watch drugs used differed between these countries (eg, the most commonly prescribed Watch antibiotics were ceftriaxone in Iran and azithromycin in China). Reserve antibiotics comprised a minority of prescriptions in all countries, being highest in children in Mexico (20.7%). The Reserve antibiotics included mainly the fourth generation cephalosporin cefepime to treat lower respiratory tract infection, febrile neutropenia, fever, or sepsis. Several countries reported a

high proportion of unclassified antibiotics use in children; this was highest in Finland (60.3%), Georgia (38.3%), Latvia (25.0%), and Armenia (22.1%). The most commonly used unclassified antibiotics were cefuroxime, oxacillin, flucloxacillin, tobramycin, and trimethoprim.

In neonates, Singapore had the highest prevalence of Access antibiotic use (100.0%) and China the lowest (24.2%; figure 4). Watch antibiotic prescribing to neonates was highest in China (64.5%) and no Watch antibiotics were reported in Guinea. Compared with Access and Watch antibiotics, Reserve antibiotic prescribing was low in hospitalised neonates. Russia (13.9%) and Mexico (12.8%) reported the highest use of Reserve antibiotics, mainly cefepime and daptomycin. Several countries had a high proportion of unclassified antibiotic use, including Finland (52.6%), Germany (40.2%), Pakistan (35.0%), Italy (25.7%), and Canada (21.1%).



**Figure 6: Percentage of antibiotic use for neonatal sepsis**

(A) AWARe classification and WHO region. (B) Percentage of antibiotic use for neonatal sepsis by AWARe classification and WHO region and country. AWARe=Access, Watch, and Reserve.

The percentage of children prescribed Access antibiotics for lower respiratory tract infection varied from 10.3% in the Western Pacific region to 69.7% in Africa (figure 5A). The percentage of children with lower respiratory tract infection prescribed Watch antibiotics varied from 22.9% in Africa to 73.2% in the Western Pacific. Variation in AWARe antibiotic use was also observed between countries within the regions (figure 5B). In China, the use of Access antibiotics for lower respiratory tract infection treatment was very low (8.2%) compared with Australia (25.5%) and Japan (50.0%) in the Western Pacific region. In Africa, all children with lower respiratory tract infection received Access antibiotics for treatment in The Gambia. In Europe, Russia (5.7%) and Montenegro (5.6%) had the lowest percentage of Access antibiotic use; the highest percentage of Access antibiotic use was reported in the

Netherlands (66.7%). Saudi Arabia had the lowest percentage of Access antibiotic use (17.7%) in the Eastern Mediterranean region. The high use of Watch antibiotics for childhood lower respiratory tract infection treatment in the Western Pacific region was owing to the high proportion of their use in China (76.1%). In the Americas, Canada reported a high percentage of Watch antibiotic use (61.5%) whereas Mexico had a high use of Reserve antibiotics (33.6%). Several European countries reported a high proportion of unclassified antibiotics use for lower respiratory tract infection treatment in children: Georgia (42.0%), Germany (33.3%), Latvia (27.5%), and Finland (25.0%).

Europe had the highest use of Access antibiotics (57.1%) for neonatal sepsis treatment and the Americas had the lowest use (28.6%; figure 6A). The proportion of Watch antibiotic use ranged from 35.1% (Europe)

to 56.1% (Mediterranean). The overall use of Reserve antibiotics was low, but was highest in the Americas (7.7%). The proportion of unclassified antibiotic use for neonates with sepsis was reported to be high in the Americas (14.2%) and low in the South-East Asia region (0.4%).

In the Americas, Chile reported the highest percentage of Access antibiotics (72.2%) and Mexico the lowest (50.0%; figure 6B). In the same region, Argentina reported high use of Watch antibiotics (42.9%) and Brazil the lowest use (16.4%). Mexico reported the highest use of Reserve antibiotics for neonatal sepsis treatment (16.7%), followed by the USA (2.9%) and Brazil (1.0%). In Africa, the use of Access antibiotics was low in South Africa (33.3%) and high in Nigeria (52.9%). In Ghana, the use of unclassified antibiotics was considerable (38.5%) compared with Nigeria (4.0%) and South Africa (0.0%). In Europe, Finland had the lowest percentage of Access antibiotic use for neonatal sepsis treatment (25.0%), mainly owing to the high use of unclassified antibiotics (62.5%). Only two European countries reported Reserve antibiotic use: Serbia (23.5%) and Greece (2.5%). In the South-East Asia region, Thailand reported high use of Access antibiotics for neonatal sepsis treatment (74.2%), whereas the use was lower in India (30.7%). In the Western Pacific region, China had the lowest use of Access antibiotics (27.1%) and Australia the highest (75.2%).

## Discussion

To our knowledge this is the first global collaborative study of patterns of antibiotic use in hospitalised children that used the WHO AWaRe classification. We have observed substantial variation between countries in the use of Access, Watch, and Reserve antibiotics in neonates and children. In children, Access antibiotic use ranged from 7.8% in China to 61.2% in The Gambia; and Watch antibiotic use ranged from 23.0% in Finland to 77.3% in Iran. There was also substantial variation in patterns of antibiotic use for treatment of neonatal sepsis and paediatric lower respiratory tract infection.

No recognised standards exist for antibiotic prescribing at a population level that would enable us to define the appropriateness of antibiotic use for neonates and children. Therefore, comparisons between countries should be interpreted cautiously. Total amounts of antibiotic prescribing are recognised to vary substantially between and within countries even across Europe.<sup>14</sup> Important influences are disease burden, including the prevalence of infections caused by highly resistant bacteria; local health-care service issues (eg, infrastructure, staffing); and pricing and affordability of antibiotics. For example, the availability of some narrow-spectrum antibiotics, such as phenoxymethylpenicillin, is very low in many HIC and LMIC countries.<sup>15,16</sup> Patterns of antimicrobial resistance (particularly for conditions such as sepsis or urinary tract infections) are likely to be key drivers, but also difficult

to identify when defining amounts of appropriate use of Access antibiotics. However, for some conditions, such as childhood lower respiratory tract infection, WHO guidance clearly recommends Access antibiotics (eg, amoxicillin) even in countries with high prevalence of pneumococcal resistance. Consequently, although opportunities exist to incorporate this AWaRe classification within paediatric antibiotic stewardship programmes, the situation is clearly more complex than simply increasing prescriptions for Access antibiotics. It might however be possible in the future to combine metrics from several data sources to improve estimates of appropriateness of antibiotic prescribing in this population.<sup>17</sup> A further challenge is that several commonly prescribed narrow-spectrum antibiotics (eg, second-generation cephalosporins, trimethoprim) are not included in the AWaRe classification as these antibiotics are not listed on the EMLc, resulting in a high proportion of unclassified antibiotic use for certain countries. The EML Working Group acknowledges the limitations of this new antibiotic classification and suggests further revision over time.<sup>7</sup>

Other studies have evaluated antibiotic use in children at the national or regional level.<sup>8,9,18–30</sup> Consistent with previous studies, lower respiratory tract infection and sepsis were the most common diagnoses in our study for children and neonates receiving antibiotics for treatment.<sup>8,9</sup> We found that the range of antibiotics used is much smaller in neonates than in children, which is also in line with previous studies.<sup>8,9</sup> This might be owing to the high use of the two key Access antibiotics, ampicillin and gentamicin, in line with the WHO recommendation for sepsis treatment in neonates. The most commonly prescribed antibiotic in children was ceftriaxone (third-generation cephalosporin), again in agreement with previous studies.<sup>8,9</sup> We observed a high proportion of Watch antibiotic use in Iranian children in our analysis. A multicentre PPS study in Iran has reported high use of third-generation antibiotics (ceftriaxone, cefotaxime, and ceftazidime) and vancomycin in children.<sup>24</sup> The consistency of our results with previous studies suggests that patterns of use have changed little over time, with little evidence of improvement in the quality of prescribing.

Several metrics have been developed in support of paediatric antibiotic stewardship programme interventions such as defined daily doses, day of treatment, length of treatment, and prescribed daily dose, but all of these are quite complex to measure and not easy to communicate back to prescribers. The AWaRe classification aims to provide an easily interpretable framework for broad assessment of patterns of narrow-spectrum and broad-spectrum antibiotic use. The patterns of use can be derived on the basis of the EMLc guidance for particular Access antibiotics for specific clinical conditions.<sup>7</sup>

The strength of this study lies in the collaboration between different research groups combining data, thus allowing a wide coverage of countries and regions.

The use of a simple, relatively cheap, cross-sectional PPS method allowed the collection of data in LMICs, where surveillance and stewardship programmes are not routinely available. However, although the PPS design has been extensively used to evaluate antibiotic use, it has some limitations.<sup>8–10,20–30</sup> It cannot capture treatment duration, switching patterns, or clinical outcomes, and is more likely to collect antibiotic data from long-stay hospital patients and longer treatment courses. The repeated PPS at different time periods might introduce bias in the case mix.<sup>31</sup> Furthermore, participating centres contributed data to the GARPEC and Global-PPS networks voluntarily, so our study might not be generalisable to the overall inpatient paediatric population. The data collection and data entry require clinicians and hospital staff to spend time going through medical notes and is clearly biased towards larger tertiary academic institutions in HICs (only one centre in a low-income country was included). Equally importantly, many participating centres did not collect data in all their neonatal or paediatric wards in their hospitals so the results might not be representative within hospitals. Additionally, we have not as yet investigated the variation of antibiotic use between hospitals in one country, and would not be able on the basis of available data to establish whether higher level factors, such as hospital infrastructure and resources, affect antibiotic use. Thus, more detailed country-specific analyses are required to further explore factors that affect antibiotic use between tertiary and district hospitals. There is also the possibility of an observer effect when doing repeated PPSs (GARPEC), whereby participation in the study causes changes in prescribing behaviour. However, our results were similar to previous studies of antibiotic use,<sup>8,9</sup> suggesting that any such biases were minimal. Finally, there might also be seasonal variations in antibiotic use that we have not assessed.<sup>32,33</sup>

The methods for antibiotic PPSs are now well established, whereby countries develop their own online tools at national level. However, it has proved easier to measure and monitor patterns of antibiotic use than to change them. Further work needs to focus on appropriate overall amounts of antibiotic use in both the community and hospital settings. However, condition-specific AWaRE metrics can show, for example, the marked variation in the overall proportion of children receiving Access antibiotics for lower respiratory tract infection, which cannot readily be explained on the basis of WHO guidelines. Risk adjustment models therefore need to be developed for different clinical conditions, focusing on both prevalence of underlying disease (HIV, malnutrition) and resistance profiles.<sup>34</sup> Furthermore, establishing whether the same variation in prescribing patterns according to AWaRE categories is also seen in the adult population is important. This study has shown that use of a simple PPS method is feasible to assess patterns of AWaRE antibiotic use in hospitalised children globally. National and international ambitions for the proportion

of children in hospital treated with Access antibiotics could potentially be assessed by means of the AWaRE PPS method.

#### Contributors

YH, JB, and MS conceived the idea and contributed to the design of data collection tools for the GARPEC project. YY contributed to the data collection and management for Chinese hospitals. BRL and JN contributed to the design, conduct, data management, and analyses of the SHARP project. AV and HG contributed to the study design and conduct of the Global-PPS project. YH, CJ, JB, and AV contributed to the final dataset manipulation for the GARPEC, SHARPS, and Global-PPS projects. YH and CJ contributed to data management, analyses, and interpretation and writing of the manuscript. All authors were involved with drafting and essential revisions of the manuscript.

#### Members of the GARPEC network

L Teston (Eurekian General Hospital, Buenos Aires, Argentina), K Cheung (Monash Children's Hospital, Melbourne, VIC, Australia), S Koning (Box Hill Hospital—Eastern Health, Melbourne, VIC, Australia), K Grimwood, J Cross (Gold Coast University Hospital, Southport, QLD, Australia), A da Silva (Prontobaby Children's Hospital and Hospital Domingos Lourenco, Rio de Janeiro, Brazil), D Benadof (Roberto del Rio Children's Hospital, Santiago, Chile), WS Zhang (Tianjin Children's Hospital, Tianjin, China), W Zhao (Shandong University, Shandong, China), G Liu, KL Shen, KH Yao (Beijing Children's Hospital Affiliated to Capital Medical University, Beijing, China), YJ Zheng, JK Deng, JS Zhang, (Shenzhen Children's Hospital, Shenzhen, China), Y Wang, XY Jiang (Fudan University Pediatric Hospital, Shanghai, China), DY Tian, CM Jing (Chongqing Children's Hospital, Chongqing, China), LJ Wang, SC Cao (Xi'an Children's Hospital, Xian, China), LJ Wu, X Chen (Shenzhen Baoan Women and Children's Hospital, Shenzhen, China), MJ Ding, L Zhang (Jinan Children's Hospital, Jinan, China), L Lin, JH Yang (Yuying Children's Hospital of Wenzhou Medical University, Wenzhou, China), Q Cao, W Wang (The Shanghai Children's Medical Centre of Shanghai Jiaotong University, Shanghai, China), JP Li, LF Tang (The Children's Hospital Zhejiang University School of Medicine, Hangzhou, China), J Liu, P Wang (Beijing Obstetrics and Gynaecology Hospital, Capital Medical University, Beijing, China), J Qian, CM Zhu (Capital Institute of Paediatrics, Beijing, China), G Lu, QL Deng (Guangzhou Women and Children's Medical Centre, Zhujiang, China), XP Mu, CA Zhao (Guangdong Provincial Women and Children's Health Care Hospital, Shenzhen, China), XY Dong, H Zhang (Shanghai Children's Hospital, Shanghai, China), CY Li, W Li (The First Hospital of Jilin University, Changchun, China), H Saxen, S Kekomaki (Children's Hospital, University of Helsinki, Helsinki, Finland); M Hufnagel, B Ripberger (University Medical Centre, Medical Faculty, University of Freiburg, Freiburg, Germany), M Knuf, P Nikolic (Children's Hospital Wiesbaden, Wiesbaden, Germany), J Hübner, K Kreitmeyer (Ludwig-Maximilians-University, Munich, Germany), U Behrends, N Rieber (Technical University Hospital Munich, Munich, Germany), H Renk (University Children's Hospital Tübingen, Tübingen, Germany), N Spyridis, M Tsolia (P. and A. Kyriakou Children's Hospital, Athens, Greece), V Papaevangelous (University General Hospital Attikon, Athens, Greece), D Gkentzi (University Hospital of Patras, Patras, Greece), G Syrogiannopoulos, K Kaffe (University of Thessaly, Larissa, Greece), E Roilides, G Pitsava, E Papadimitriou, E Iosifidis (Hippokratation Hospital, Thessaloniki, Greece), S Gandra, R Laxminarayan (Centre for Disease Dynamics, Economics and Policy, New Delhi, India), G Alvarez-Uria, D Jinka (Rural Development Trust Hospital—Bathalapalli, Andhra Pradesh, India), Srinivas Murki, H Kandraj (Fernandez Hospital, Hyderabad, India), S Singh, A K Vasudevan (Amrita Institute of Medical Sciences, Kochi, India), R Kanithi, A Akula (Sowmya Children's Hospital, Hyderabad, India), A Chikkappa, O Tunga (Rural Development Trust Hospital—Kalyanadurgam, India), S Subramanian (Paramitha Children's Hospital, Hyderabad, India), A Sharma (Fortis Hospital, Mohali, India), D Dharmapalan (Dr Yewale Multispecialty Hospital for Children, Navi Mumbai, India), L Ashkenazi-Hoffnung, S Ashkenazi (Schneider Children's Medical Centre, Petah Tikva, Israel), S Esposito (University of Perugia, Perugia, Italy), C Tagliabue (Fondazione IRCCS Ca'Granda, Ospedale Maggiore

For more on the **National Antimicrobial Prescribing Survey** see <https://www.naps.org.au/Default.aspx>

Policlinico, University of Milan, Milan, Italy), C Tersigni, L Galli (Anna Meyer Children's University of Hospital, Florence, Italy), P D'Argenio (The Bambino Gesù Children's Hospital, Rome, Italy), P Pansa, M Duse (University of Rome—La Sapienza, Rome, Italy), Y Horikoshi, K Fukuoka (Tokyo Metropolitan Children's Medical Centre, Tokyo, Japan), R Jimenez, K Ojeda (Hospital Infantil de Mexico Federico Gomez, Mexico City, Mexico), I Okokon (University of Calabar Teaching Hospital, Calabar, Nigeria), H Mahmood (Children Hospital PIMS, Islamabad, Pakistan), E Gowin, B Slowinska-Jarzbek (St Joseph Children's Hospital, Poznan, Poland), E Majda-Stanisławska, J Sicińska (Department of Children Infectious Diseases Medical University of Lodz, Lodz, Poland), SM Chan, A Chang (National University Hospital, Singapore), M Rozic, M Premru (Department of Infectious Diseases University Medical Centre Ljubljana, Ljubljana, Slovenia), H Finlayson, A Whitelaw, H Rabie, A Dramowski (Tygerberg Academic Hospital, Cape Town, South Africa), N O'Connell (Khayelitsha Hospital, Cape Town, South Africa), C Epalza, Pablo Rojo-Conejo (Hospital 12 de Octubre, Madrid, Spain), Federico Martinon Torres, Antonio Justicia (Hospital Clínico Universitario de Santiago de Compostela, Santiago de Compostela, Spain), V Jian, CL Cheng (National Cheng Kung University, Tainan, Taiwan), P Lumbiganon, P Paopongsawan (Khon Kaen University, Khon Kaen, Thailand), T Puthanakit, S Anugulruengkitt (Department of Pediatrics, Chulalongkorn University, Bangkok, Thailand), E Yarci (Zekai Tahir Burak Maternity Teaching Hospital, Ankara, Turkey), K Doerholt, K Vazouras (St George's University of London, London, UK), A Bamford, A Irwin (Great Ormond Street Hospital for Children, London, UK), SB Drysdale, F Collett-White (Oxford University Hospital NHS Foundation Trust, Oxford, UK), C Harkensee (University Hospital of North Tees, Hardwick, UK), P McMaster (The Pennine Acute Hospitals NHS Trust, Greater Manchester, UK), H Green, S Rees (Southampton Children's Hospital, Southampton, UK), K Ledoore, F Chappell (Evelina London Children's Hospital, Oxford, UK), D Jacqueline, S Hackett (Heartlands Hospital, Birmingham, UK), S Vergnano (Bristol Royal Children Hospital, Bristol, UK), S Praveen, J Herberg (St Mary's Hospital, London, UK), L Speirs, Paul Moriarty (Royal Belfast Hospital for Sick Children, Belfast, UK).

#### Members of the SHARPS collaborative

H Maples (Arkansas Children's Hospital, AR, K Mongkolratthanotai (Children's Hospital of Los Angeles, CA, USA), H. Schwenk, B P Lee (Lucile Packard Children's Hospital Stanford, CA, USA), F Naeem, B Kuzmic (Valley Children's Healthcare, CA, USA), A Hurst, S Parker (Children's Hospital Colorado, CO, USA), J Giroto, N Bennett (Connecticut Children's Hospital, CT, USA), R Hamdy, B Hammer (Children's National Medical Center, DC, USA), L Handy, S Chan (Alfred DuPont, DE, USA), K Namtu, D Berman (All Children's Hospital, FL, USA), A J Fernandez, C Shapiro (Children's Healthcare of Atlanta, GA, USA), M Heger, G Johnson (Children's Hospital of Illinois, IL, USA), S J Patel (Lurie Children's, Illinois, USA), K Nichols, J Manaloor (Riley Hospital for Children, Indiana, USA), K Flett, S Jones (Boston Children's, Massachusetts, USA), R Olivero, S Ogrin (Helen DeVos Children's hospital, MA, USA), A Tribble, K Klein (University of Michigan, MI, USA), J Goldman, K Patel (Children's Mercy-Kansas City, MO, USA), M Nelson, J Newland (St Louis Children's hospital, MO, USA), A Green, J Zweiner (Children's Hospital of Omaha, NE, USA), Saul R Hymes (Stony Brook Children's Hospital, NY, USA), Joshua Courter and David Haslam (Cincinnati Children's, OH, USA), P Jaggi, J Tansmore (Nationwide Children's hospital, OH, USA), T Metjian, J Gerber, C Boge (The Children's Hospital of Philadelphia, PA, USA), K Lee, S Arnold (Le Bonheur Children's hospital, TN, USA), R Banerjee, J Gillon (Vanderbilt University Medical Center, TN, USA), L Castagnini, S Kubes (Children's Hospital of San Antonio, TX, USA), M Mazade, M Crawford (Cook Children's Hospital, TX, USA), K Merkel, M Fernandez (Seton Healthcare, TX, USA), M Chang, H Orr (University of Texas—Houston, TX, USA), A Hersh, J Olsen (Primary Children's Hospital, UT, USA), S Weissman, A Brothers (Seattle Children's Hospital, WA, USA), S Henderson (American Family Children's – Madison, WI, USA).

#### Members of the Global-PPS network

D Lacey (University Hospital Centre “Mother Theresa”, Tirana, Albania), I Hoxha (Department of Pharmacy, University of Medicine Tirana, Tirana, Albania), W Cornistein, Hospital Cosme Argerich and Instituto

FLENI, Buenos Aires, Argentina), R Quiros (Hospital Universitario Austral, Buenos Aires, Argentina), M Hojman (Hospital “Bernardino Rivadavia”—Clínica de los Virreyes, Buenos Aires, Argentina), M Del Castillo (FLENI, Buenos Aires, Argentina); L Ghazaryan (Scientific Centre of Drug and Medical Technology Expertise of MoH, Yerevan, Armenia), J AlSalman (Salmaniya Medical Complex, Manama, Bahrain), D Konopnicki (Saint-Pierre University Hospital, Brussels, Belgium), D Pierard (Universitair Ziekenhuis Brussel, Brussels, Belgium), X Holemans (Grand Hôpital de Charleroi, Charleroi, Belgium), P Schelstraete (Ghent University Hospital, Ghent, Belgium), E Firre (CHR de Liège, Liège, Belgium), B Van Herendael (GZA Hospitals, Wilrijk, Belgium), A Dedeic-Ljubovic (Clinical Centre University Sarajevo, Sarajevo, Bosnia and Herzegovina), A Pignatari (Universidade Federal de São Paulo, São Paulo, Brazil), D Sabuda (Alberta Health Services, Calgary, Canada), C Carvajal, R Alvaro (Department of Infectious Disease, School of Medicine, Pontificia Universidad Católica de Chile, Santiago, Chile), J Labarca (Department of Infectious Diseases, School of Medicine, Pontificia Universidad Católica de Chile, Santiago, Chile), A Solano (Hospital Calderon Guardia, San Jose, Costa Rica), C Ramirez (Hospital México, San José, Costa Rica), I Mareković, J Horvatic (University Hospital Centre Zagreb, Zagreb, Croatia); I Pristas (University Hospital for Infectious Diseases, Zagreb, Croatia), E Marshall (University Hospitals Bristol NHS Foundation Trust, Bristol, England, UK), K Pagava, I Korinteli (Department of Child and Adolescent Medicine, Tbilisi State Medical University, Tbilisi, Georgia), A Neubert (Department of Paediatrics and Adolescent Medicine, University Hospital Erlangen, Erlangen, Germany); M Hufnagel, Division of Pediatric Infectious Diseases and Rheumatology, Department of Paediatrics and Adolescent Medicine, University Medical Centre, Medical Faculty, University of Freiburg, Freiburg, Germany), A Enimil (Komfo Anokye Teaching Hospital, Kumasi, Ghana), J A Frimpong (Komfo Anokye Teaching Hospital, Kumasi, Ghana), E Roilides, E Iosifidis (Aristotle University of Thessaloniki, Hippokraton Hospital, Thessaloniki, Greece), J Soltani (Faculty of Medicine, Kurdistan University of Medical Sciences, Sanandaj, Iran), D Fitzgerald (National Maternity Hospital, Dublin, Ireland), S Esposito (University of Perugia, Perugia, Italy), K Kasahara (Nara Medical University, Kashihara, Japan), Y Gu (Tohoku University Hospital, Sendai, Japan), Y Horikoshi (Tokyo Metropolitan Children's Medical Centre, Tokyo, Japan), K Okinaka (National Cancer Centre Hospital, Tokyo, Japan), H Kunishima (Tama Municipal Hospital, Kawasaki, Japan), F Darwish Elhajji (Faculty of Pharmacy, Applied Science Private University, Amman, Jordan), M Alshehri (King Fahad Medical City, Children's Hospital Riyadh, Saudi Arabia); L Raka (National Institute for Public Health of Kosovo and University of Prishtina “Hasan Prishtina”, Prishtina, Kosovo; in accordance with UN Security Council resolution 1244 [1999]); B Kambaralieva, Tokmok Municipal Hospital, Tokmok, Kyrgyzstan), I Sviestina (University Children's Hospital and University of Latvia, Riga, Latvia), S Burokiene (Vilnius University Institute of Clinical Medicine, Clinic of Children Diseases, Vilnius, Lithuania), V Usonis (Vilnius University Institute of Clinical Medicine, Clinic of Children Diseases, Vilnius, Lithuania), E Shaqiri (Institute of Public Health, Skopje, Northern Macedonia), P Zarb (Mater Dei Hospital, Msida, Malta), G Markovic (Institute for Children's Diseases, Podgorica, Montenegro), S Simovic (Health Insurance Fund, Podgorica, Montenegro), P Nwajobi-Princewill (National Hospital, Abuja, Nigeria), K Iregbu (National Hospital Abuja, Abuja, Nigeria), A Aboderin (Obafemi Awolowo University Teaching Hospitals Complex, Ile-Ife, Nigeria), O Oduyebo (Lagos University teaching Hospital, Lagos, Nigeria), A Olayinka (Ahmadu Bello University Teaching Hospital, Zaria, Nigeria), A McCorry (Southern Health and Social Care Trust, Craigavon, Northern Ireland), B McCullagh (South Eastern Health and Social Care Trust, Dunderdall, Northern Ireland), C Gormley (Western Health and Social Care Trust, Derry, Northern Ireland), S Rachina (Russian Friendship University, Moscow, Russia), B Carevic (Clinical Centre of Serbia, Belgrade, Serbia), SM Chan, HH Chen (National University Hospital, Singapore), ML Ling (Singapore General Hospital, Singapore), H Finlayson, (Department of Paediatrics and Child Health, Stellenbosch University, Cape Town, South Africa); P Terol Barrero (Virgen Macarena University Hospital, Seville, Spain), P Buijts (Meander Medical Centre, Amersfoort,

Netherlands), E van Elzakker (Haga Hospital, The Hague, Netherlands), SB Drysdale (Oxford University Hospital NHS Foundation Trust, Oxford, UK), S Thompson (Sheffield Children's Hospital, Sheffield, UK), M Cooper (HCA Healthcare, Nashville, TN, USA), E Rios (Healthtrust, Sugar Land, TX, USA), M Hudson (Colleton Medical Center, Walterboro, SC, USA), N Greer (Hospital Corporation of America, Nashville, TN, USA), M Gessner-Wharton (Kingwood Medical Center, Kingwood, TX, USA), G Gawrys (Methodist Hospital, San Antonio, TX, USA).

# Declaration of interests

We declare no competing interests.

# Acknowledgments

GARPEC is funded by the PENTA Foundation. GARPEC-China data collection was funded by the Sanming Project of Medicine in Shenzhen (SZSM2015120330). bioMérieux is the sole private sponsor of the Global-PPS. The Global-PPS is also funded by a personal Methusalem grant to Herman Goossens of the Flemish Government. The authors alone are responsible for the views expressed in this Article and they do not necessarily represent the views, decisions, or policies of the institutions with which they are affiliated. We are grateful to all members of the GARPEC, SHARP, and Global-PPS networks for their participation in data collection.

# References

- WHO. Global action plan on antimicrobial resistance. [http://www.wpro.who.int/entity/drug\\_resistance/resources/global\\_action\\_plan\\_eng.pdf](http://www.wpro.who.int/entity/drug_resistance/resources/global_action_plan_eng.pdf) (accessed 13 April, 2018).
- WHO. Antimicrobial resistance: global report on surveillance 2014. <http://www.who.int/drugresistance/documents/surveillance-report/en/> (accessed March 18, 2018).
- Porta A, Hsia Y, Doerholt K, et al. Comparing neonatal and paediatric antibiotic prescribing between hospitals: a new algorithm to help international benchmarking. *J Antimicrob Chemother* 2012; **67**: 1278–86.
- Di Pentima MC, Chan S, Hossain J. Benefits of a pediatric antimicrobial stewardship program at a children's hospital. *Pediatrics* 2011; **128**: 1062–70.
- WHO. Executive summary: the selection and use of essential medicines. Report of the 21st WHO Expert Committee on the Selection and Use of Essential Medicines. [http://www.who.int/medicines/publications/essentialmedicines/EML\\_2017\\_ExecutiveSummary.pdf](http://www.who.int/medicines/publications/essentialmedicines/EML_2017_ExecutiveSummary.pdf) (accessed March 18, 2018).
- (AGISAR) WAGoSoAR. Critically important antimicrobials for human medicine. <http://www.who.int/foodsafety/publications/antimicrobials-fifth/en/> 5th revision 2016 (accessed March 18, 2018).
- Sharland M, Pulcini C, Harbarth S, et al. Classifying antibiotics in the WHO Essential Medicines List for optimal use—be AWaRe. *Lancet Infect Dis* 2018; **18**: 18–20.
- Versporten A, Bielicki J, Drapier N, et al. The worldwide antibiotic resistance and prescribing in European children (ARPEC) point prevalence survey: Developing hospital-quality indicators of antibiotic prescribing for children. *J Antimicrob Chemother* 2016; **71**: 1106–17.
- Versporten A, Sharland M, Bielicki J, et al. The antibiotic resistance and prescribing in European Children project: a neonatal and pediatric antimicrobial web-based point prevalence survey in 73 hospitals worldwide. *Pediatr Infect Dis J* 2013; **32**: e242–53.
- Versporten A, Zarb P, Caniaux I, et al. Antimicrobial consumption and resistance in adult hospital inpatients in 53 countries: results of an internet-based global point prevalence survey. *Lancet Glob Health* 2018; **6**: e619–29.
- Newland JG, Gerber JS, Kronman MP, et al. Sharing antimicrobial reports for pediatric stewardship (sharps): a quality improvement collaborative. *J Pediatr Infect Dis Soc* 2017; **7**: 124–28.
- WHO. WHO Collaborating Centre for Drug Statistics Methodology, Guidelines for ATC classification and DDD assignment, 2018 [https://www.whoccno/atc\\_ddd\\_index/](https://www.whoccno/atc_ddd_index/) (accessed March 2018).
- Bergman U, Popa C, Tomson Y, et al. Drug utilization 90%—a simple method for assessing the quality of drug prescribing. *Eur J Clin Pharmacol* 1998; **54**: 113–18.
- de Bie S, Kaguelidou F, Verhamme KM, et al. Using prescription patterns in primary care to derive new quality indicators for childhood community antibiotic prescribing. *Pediatr Infect Dis J* 2016; **35**: 1317–23.
- Laxminarayan R, Matsoso P, Pant S, et al. Access to effective antimicrobials: a worldwide challenge. *Lancet* 2016; **387**: 168–75.
- Cox JA, Vlieghe E, Mendelson M, et al. Antibiotic stewardship in low- and middle-income countries: the same but different? *Clin Microbiol Infect* 2017; **23**: 812–18.
- Hsia Y, Sharland M, Jackson C, Wong ICK, Magrini N, Bielicki JA. Consumption of oral antibiotic formulations for young children according to the WHO Access, Watch, Reserve (AWaRe) antibiotic groups: an analysis of sales data from 70 middle and high-income countries. *Lancet Infect Dis* 2019; **19**: 67–75.
- Amadeo B, Zarb P, Muller A, et al. European Surveillance of Antibiotic Consumption (ESAC) point prevalence survey 2008: paediatric antimicrobial prescribing in 32 hospitals of 21 European countries. *J Antimicrob Chemother* 2009; **65**: 2247–52.
- De Luca M, Dona D, Montagnani C, et al. Antibiotic prescriptions and prophylaxis in Italian children. Is it time to change? Data from the ARPEC project. *PLoS One* 2016; **11**: e0154662.
- Gandra S, Alvarez-Uria G, Murki S, et al. Point prevalence surveys of antimicrobial use among eight neonatal intensive. *Int J Infect Dis* 2018; **71**: 20–24.
- Gandra S, Singh SK, Jinka DR, et al. Point prevalence surveys of antimicrobial use among hospitalized children in six hospitals in India in 2016. *Antibiotics* 2017; **6**: 19.
- Gharbi M, Doerholt K, Vergnano S, et al. Using a simple point-prevalence survey to define appropriate antibiotic prescribing in hospitalised children across the UK. *BMJ Open* 2016; **6**: e012675.
- Osoewicki J, Gwee A, Noronha J, et al. Australia-wide point prevalence survey of antimicrobial prescribing in neonatal units: how much and how good? *Pediatr Infect Dis J* 2015; **34**: e185–90.
- Fahimzad A, Eyadian Z, Karimi A, et al. Surveillance of antibiotic consumption point prevalence survey 2014: antimicrobial prescribing in pediatrics wards of 16 Iranian hospitals. *Arch Iran Med* 2014; **19**: 204–09.
- Fahimzad A, Karimi A, Shiva F, Armin S et al. Antibiotic prescribing pattern in neonates of seventeen Iranian hospitals. *Arch Pediatr Infect Dis* 2017; **5**: e61630.
- Hufnagel M, Versporten A, Bielicki J, et al. High rates of prescribing antimicrobials for prophylaxis in children and neonates: results from the Antibiotic Resistance and Prescribing in European Children Point Prevalence Survey. *J Pediatr Infect Dis Soc* 2018; published online March 22. DOI:10.1093/jpids/piy019.
- Osoewicki J, Gwee A, Noronha J. Australia-wide point prevalence survey of the use and appropriateness of antimicrobial prescribing for children in hospital. *Med J Aust* 2014; **201**: 657–62.
- Al Salman J, Al Agha R. Antibiotics surveillance in pediatrics in-patients, a point prevalence comparative study between Kingdom of Bahrain and the European Union. *Bahrain Med Bull* 2014; **36**: 20–24.
- Ceyhan M, Yildirim I, Ecevit C, et al. Inappropriate antimicrobial use in Turkish pediatric hospitals: a multicenter point prevalence survey. *Int J Infect Dis* 2010; **14**: e55–61.
- Ciofi Degli Atti ML, Raponi M, Tozzi AE, Ciliento G, Ceradini J, Langiano T. Point prevalence study of antibiotic use in a paediatric hospital in Italy. *Euro Surveill* 2008; **13**: 19003.
- Zingg W, Hopkins S, Gayet-Ageron A, et al. Health-care-associated infections in neonates, children, and adolescents: an analysis of paediatric data from the European Centre for Disease Prevention and Control point-prevalence survey. *Lancet Infect Dis* 2017; **17**: 381–89.
- Pathak A, Mahadik K, Dhaneria SP, Sharma A, Eriksson B, Lundborg CS. Antibiotic prescribing in outpatients: hospital and seasonal variations in Ujjain, India. *Scand J Infect Dis* 2011; **43**: 479–88.
- Kotwani A, Holloway K. Trends in antibiotic use among outpatients in New Delhi, India. *BMC Infect Dis* 2011; **11**: 99.
- Bielicki JA, Sharland M, Versporten A, Goossens H, Cromwell DA. Using risk adjustment to improve the interpretation of global inpatient pediatric antibiotic prescribing. *PLoS One* 2018; **13**: e0199878.