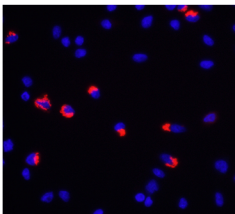
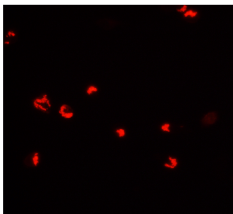


Fig S1

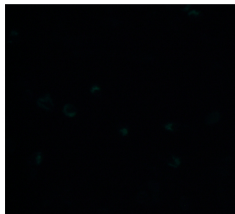
hG37R-RFP, no saponin



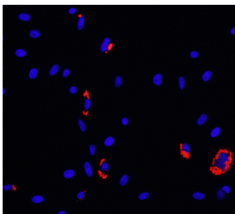
RFP (1/300 s)



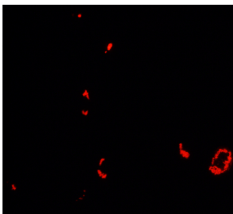
YFP (1/2 s)



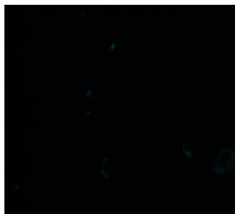
hG37R-RFP, 0.1% saponin



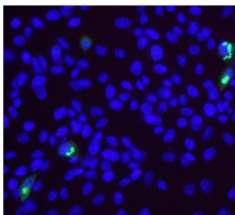
RFP (1/300 s)



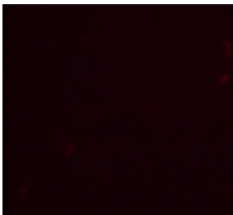
YFP (1/2 s)



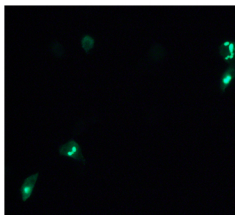
hG37R-YFP, no saponin



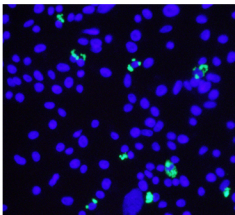
RFP (1/50 s)



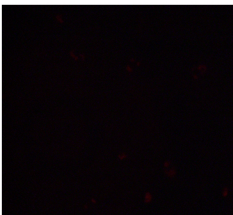
YFP (1/20 s)



hG37R-YFP, 0.1% saponin



RFP (1/50 s)



YFP (1/20 s)

