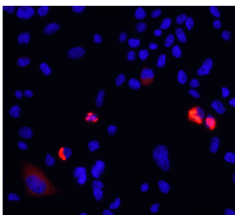
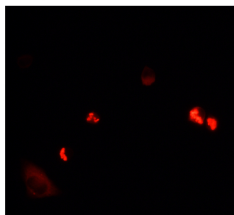


Fig. S2


hG85R-RFP, no saponin



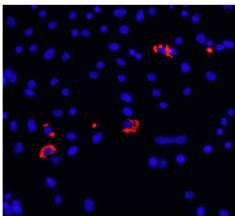
RFP (1/200 s)



YFP (1/3 s)



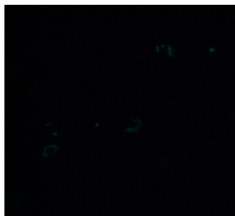
hG85R-RFP, 0.1% saponin



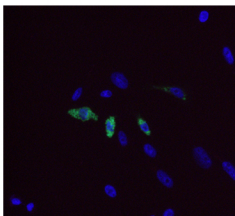
RFP (1/200 s)




YFP (1/2 s)



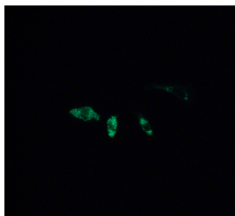
hG85R-YFP, no saponin



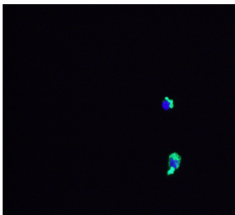
RFP (1/50 s)




YFP (1/20 s)



hG85R-YFP, 0.1% saponin



RFP (1/50 s)



YFP (1/20 s)

