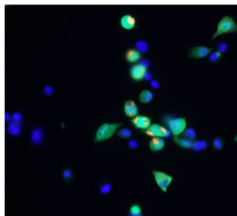


# Fig. S13

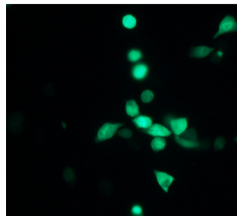
hG37R-RFP + hWT-YFP, no saponin



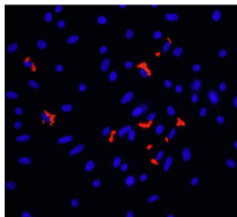
RFP (1/200 s)



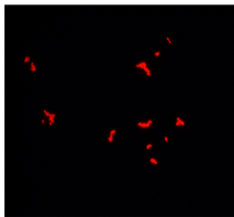
YFP (1/4 s)



hG37R-RFP + hWT-YFP, 0.1% saponin



RFP (1/200 s)



YFP (1/2 s)

