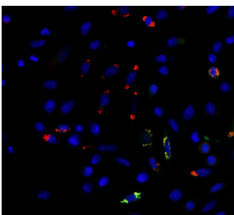
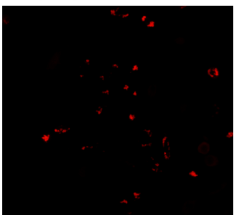


Fig. S15

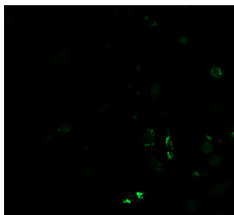
hA4V-RFP + hA4V-YFP, no saponin



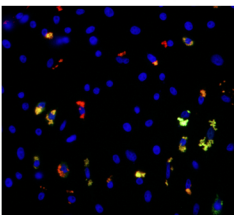
RFP (1/150 s)



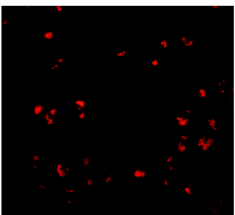
YFP (1/2 s)



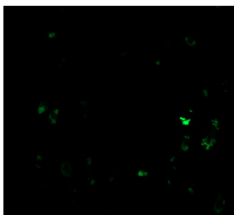
hA4V-RFP + hA4V-YFP, 0.1% saponin



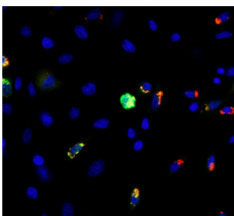
RFP (1/150 s)



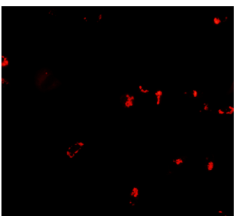
YFP (1/2 s)



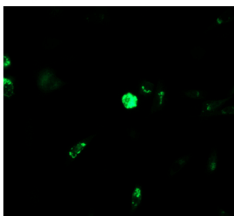
hA4V-RFP + hG37R-YFP, no saponin



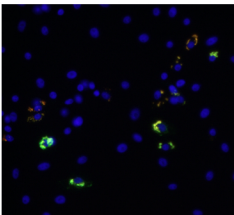
RFP (1/120 s)



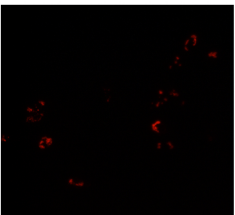
YFP (1/3 s)



hA4V-RFP + hG37R-YFP, 0.1% saponin



RFP (1/100 s)



YFP (1/4 s)

