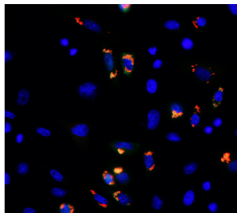
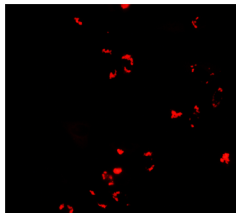


# Fig. S16

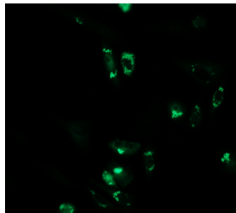
hA4V-RFP + hG85R-YFP, no saponin



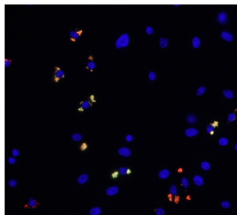
RFP (1/100 s)



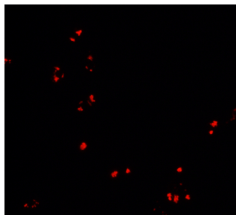
YFP (1/2 s)



hA4V-RFP + hG85R-YFP, 0.1% saponin



RFP (1/100 s)



YFP (1/2 s)

