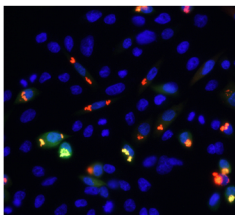
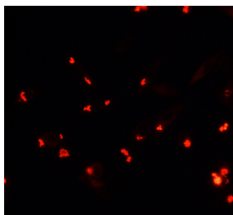


Fig. S17

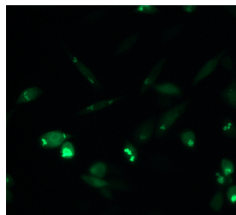
hG37R-RFP + hA4V-YFP, no saponin



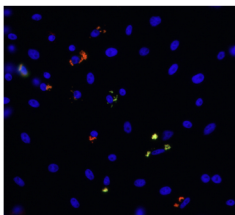
RFP (1/150 s)



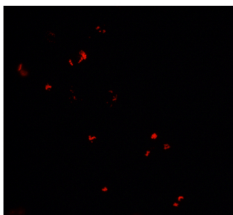
YFP (1/4 s)



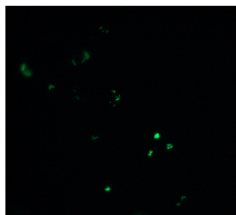
hG37R-RFP + hA4V-YFP, 0.1% saponin



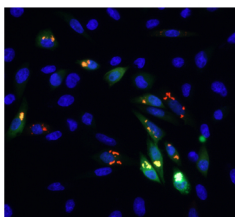
RFP (1/150 s)



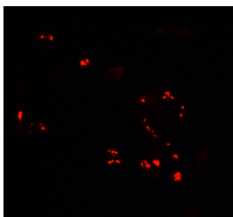
YFP (1/4 s)



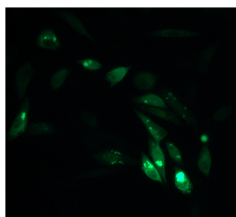
hG37R-RFP + hG37R-YFP, no saponin



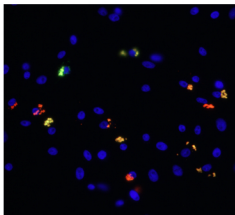
RFP (1/200 s)



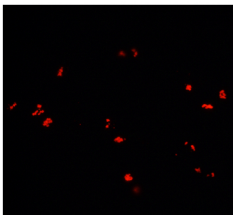
YFP (1/4 s)



hG37R-RFP + hG37R-YFP, 0.1% saponin



RFP (1/200 s)



YFP (1/4 s)

