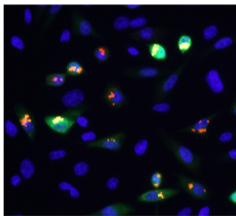
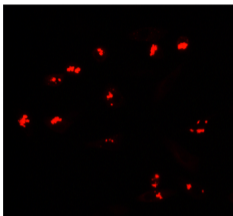


Fig. S18

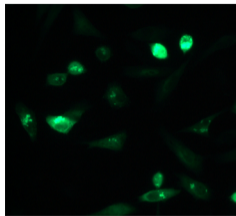
hG37R-RFP + hG85R-YFP, no saponin



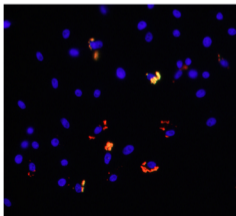
RFP (1/200 s)



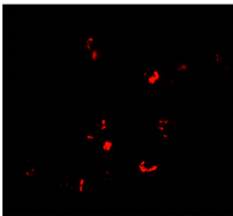
YFP (1/3 s)



hG37R-RFP + hG85R-YFP, 0.1% saponin



RFP (1/200 s)



YFP (1/4 s)

