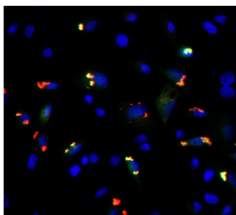
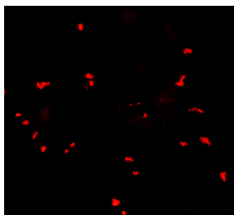


Fig. S19

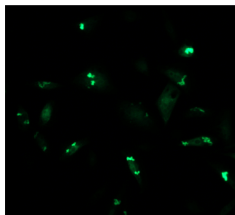
hG85R-RFP + hA4V-YFP, no saponin



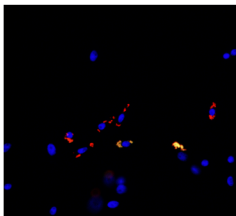
RFP (1/100 s)



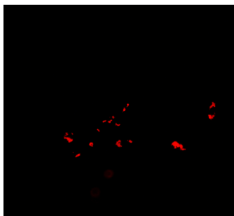
YFP (1/2 s)



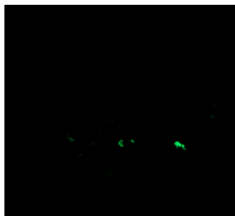
hG85R-RFP + hA4V-YFP, 0.1% saponin



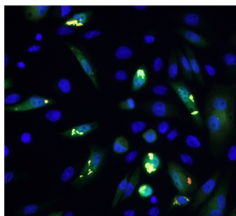
RFP (1/150 s)



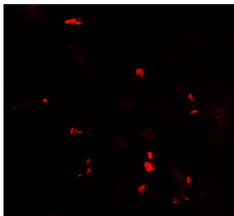
YFP (1/2 s)



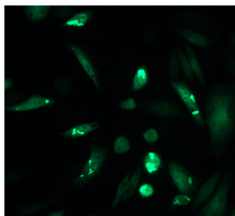
hG85R-RFP + hG37R-YFP, no saponin



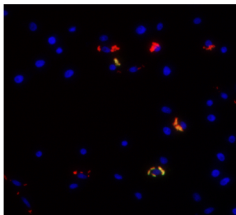
RFP (1/300 s)



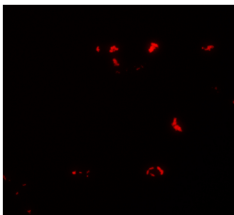
YFP (1/4 s)



hG85R-RFP + hG37R-YFP, 0.1% saponin



RFP (1/100 s)



YFP (1/2 s)

