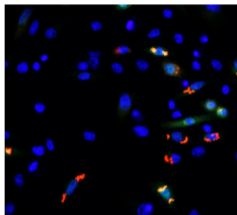
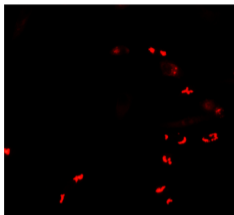


Fig. S20

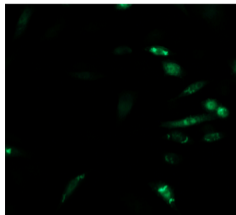
hG85R-RFP + hG85R-YFP, no saponin



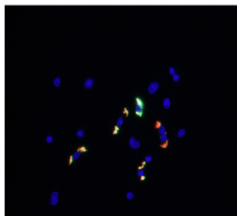
RFP (1/100 s)



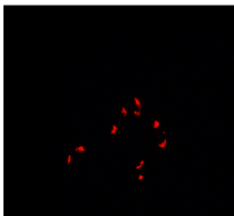
YFP (1/2 s)



hG85R-RFP + hG85R-YFP, 0.1% saponin



RFP (1/200 s)



YFP (1/2 s)

